




SHORT TRACK WORLD CUP

27 -29 January 2000
GÖTEBORG
Sweden



RESULTS



GÖTEBORG SHORT TRACK WORLD CUP
Sweden 27-29 January 2000

ORGANISING COMMITTEE

Chairman Organising Committé	Mr. Anders Jacklin	SWE
Head Office	Mr. Claes Ekstrand	SWE
Head Office	Mr. Jan Olsson	SWE
Head Office	Mrs. Anne Österberg	SWE
President Swedish Skating Association	Mr. Lars-Åke Skager	SWE
Arena	Mr. Torlid Berg	SWE

OFFICIALS REPRESENTATIVES

I.S.U Council Representative	Mr. John Hall	GBR
I.S.U T.C Representative	Mr. William Markland	CAN
I.S.U T.C Representative	Mr. Hiroshi Shirakawa	JAP
I.S.U T.C Representative	Mr. Stoytcho Stoytchev	BUL
I.S.U T.C Representative	Mr. György Martos	HUN
I.S.U Coaches Commission	Mr. Alan Luke	GBR
I.S.U WC Management Commission	Mr. Jon-Ho Lee	KOR

OFFICIALS and JURY

Referee	Mr. János Hernádi	HUN
Assistant Referee	Mr. Pasquale Lorusso	ITA
Assistant Referee	Mr. Per-Olof Pehrsson	SWE
Assistant Referee	Mr. Stefan Cronholm	SWE
Assistant Referee	Mr. Stein Andersen	NOR
Starter	Mr. Mats Harrysson	SWE
Assistant Starter	Mr. Björn Rehndell	SWE
Competitor Steward	Mr. Bo Peterson	SWE
Computer assistant	Mr. Ludwik Wallin	SWE
Speaker	Mr. Bertil Terfors	SWE
Speaker	Mr. Olof Åsberg	SWE
Track Steward	Mr. Robert Olsson	SWE
Track Steward	Mr. Håkan Jönsson	SWE
Track Steward	Mr. Thomas Bergman	SWE
Track Steward	Mr. Knut Bjunert	SWE
Track Service	Mr. Joel Eriksson	SWE
Track Service	Mr. Fredrik Eriksson	SWE
Track Service	Miss. Sofia Albertsson	SWE



GÖTEBORG SHORT TRACK WORLD CUP
 Sweden 27-29 January 2000

Timekeeping FinishLynx	Mr. Bengt Håkansson	SWE
Timekeeping FinishLynx	Mr. Doug DeAngelis	USA
Timekeeping FinishLynx	Mr. Todd Charmoy	USA
Lap recorder	Mrs. Barbro Maxell	SWE
Lap recorder	Mr. Sven Erik Larsson	SWE
Lap recorder	Mr. Leif Olsson	SWE
Lap recorder	Mr. Jan Ingmar Karlsson	SWE
Lap recorder	Mr. Göran Albertsson	SWE
Lap recorder	Mr. Gunnar Bergström	SWE
Lap recorder	Mrs. Jane Rosengren	SWE
Lap recorder	Mr. Ingvar Bengtsson	SWE
Lap recorder	Mrs. Gunilla Arvidsson	SWE
Lap recorder	Mr. Bosse Eriksson	SWE
Media	Mr. Magnus Breiding	SWE
Heatbox	Mr. Jan Olsson	SWE
Heatbox	Mr. Lars Wentzel	SWE
Heatbox	Mrs. Laila Ezzi	SWE
Heatbox	Mr. Magnus Petersson	SWE
Heatbox	Mr. Dennis Bengtsson	SWE
Heatbox	Mr. Qrister Sigfridsson	SWE
Information distribution	Mr. Mats Josefson	SWE
Information distribution	Miss. Lina Nordin	SWE
Information distribution	Miss. Ranja Ezzi	SWE
Information distribution	Miss. Hanna Ezzi	SWE
Information distribution	Miss. Maria Messing	SWE
Information distribution	Miss. Linn Josefson	SWE
Information distribution	Miss. Moa Wendt	SWE
Secretary	Mrs. Kinna Olsson	SWE
Secretary	Mrs. Eva Wendt	SWE
Secretary	Mrs. Eivor Riis	SWE
Doping control	Mr. Erik Andersson	SWE
Competition Doctor	Mr. Christer Lindholmer	SWE
Competition Doctor	Mr. Hans Lidén	SWE
First Aid	Mr. Fredrik Nilsson	SWE
First Aid	Mrs. Annicka Hultstrand	SWE
First Aid	Mrs. Mia Thorén-Thörning	SWE
Transportation	Mr. Gert Andersson	SWE
Transportation	Mr. Sven Nilsson	SWE
Transportation	Mr. Jan Bjunert	SWE
Transportation	Mrs. Birte Berg	SWE
Transportation	Mr. Johan Everitt	SWE



GÖTEBORG SHORT TRACK WORLD CUP
Sweden 27-29 January 2000

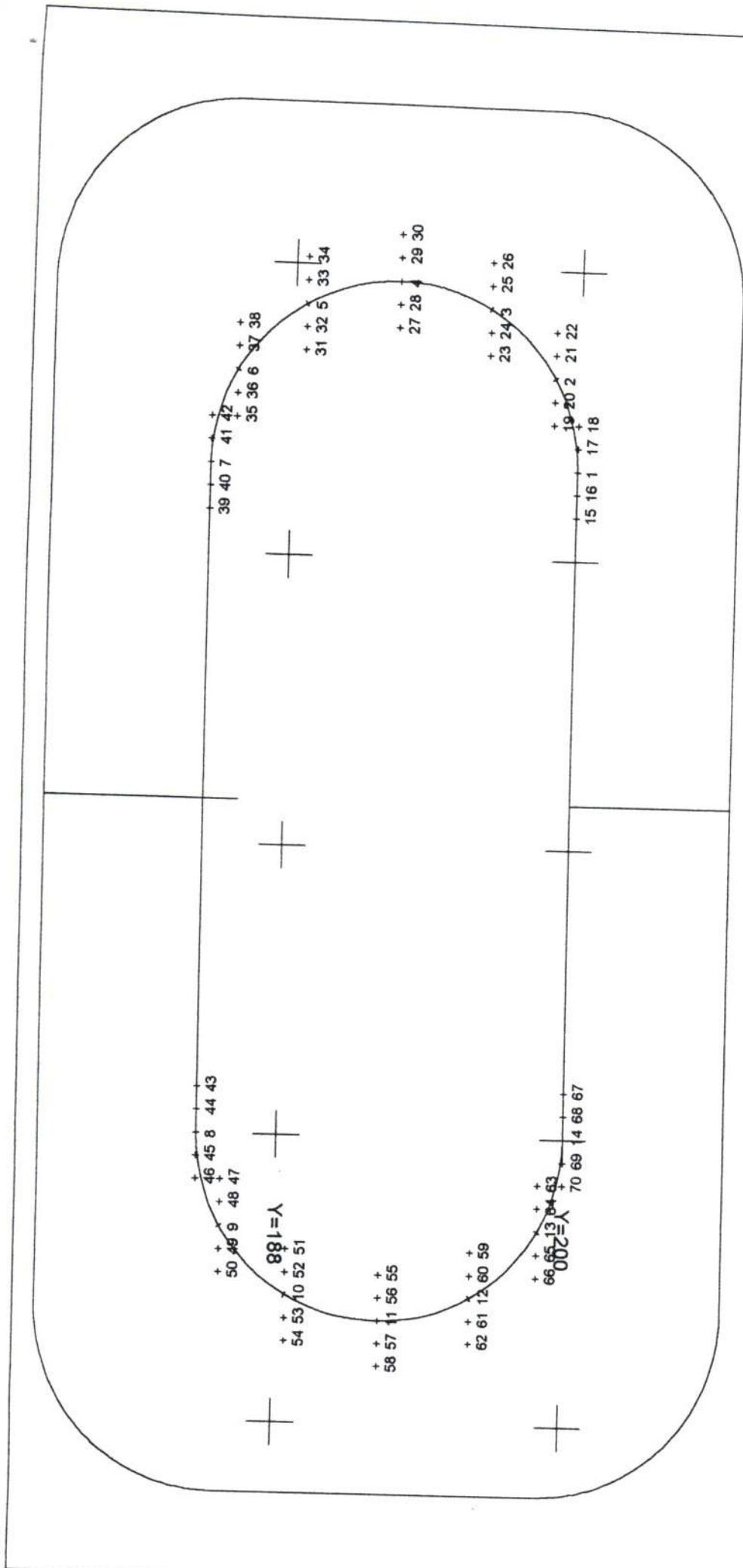
Country	Competitors Ladies	Competitors Men	Teamleader/Coach
Italy	Katia Zini Mara Zini Evelina Rodigari Emanuela Giacomelli Simone Avitabile	Michele Antonioli Fabio Carta Nichola Franceschina Maurizio Carnino Manuel Corso	Ermanno Rastelli Diego Cattani Valerio De Lorenzi
Korea	Hye-Won Park Min-Jin Joo Min-Kyung Choi Sang-Mi An Yun-Mi Kim	Dong-Sung Kim Ryoung Min Seung-Jea Lee Ho-Jin Seo Se-Jong Oh	Chul-Soo Kim Myung-Kyu Jun Kwang-Bok Choi Jun Ho-Lee
Netherlands	Melanie De Lange Marielle Lootsma Chantal Boer Maureen De Lange Anke Jannie Landman	Dave Versteeg Cees Juffermans Alexander Velzerboer Jeroen Huiskamp Joost Smit	Wilf O'Reilly Saskia Van Exter Frans Van Stiphout
Norway		Gisle Tverland	Harald Tverland
New Zealand		Mark Jackson Jonathan Clyine	
Sweden	Helen Hadders	Martin Johansson	Daniel Jansson Linda Liljedahl
United States	Amy Peterson Julie Goskowicz Sarah Lang Caroline Hallisey Brigid Farrell		Susan Ellis Kristen Gratias




GÖTEBORG SHORT TRACK WORLD CUP
Sweden 27-29 January 2000


LIST OF COMPETITORS

Country	Competitors Ladies	Competitors Men	Teamleader/Coach
Belgium		Simon Van Vossel Pieter Gysel	Antoine van Vossel
Bulgaria	Evgenia Radanova, Marina Georgieva Anna Krasteva Daniela Vlaeva	Miroslav Botadjirv Kiril Pandov Assen Pandov Julian Angelov	Ivan Assenov Pandov Antoan Petrov
Canada	Alanna Kraus Amélie Goulet-Nadon Beth Withmee Carol-Ann Cheward Andrea Seartes	Jonathan Guilmette Mathiev Turcotte Jeff Scholtew Steve Robillaro Jean-Francois Morvett	Yvon De Blois Andre Guilmette Patrice Roy
China	Yang Yang (a) Yang Yang (s) Chunlu Wang Dandan Sun Xiáoying Liu	JiaJun LI Kai Feng Yulon An Ye Yuan Ye Li	Tong Lixin Xin Qing Shan HongWen Fang Hui Yan
Czech rep	Lucie Switilova Marcela Hruzova	Vladimir Bohuslav	Zbynek Svitil Jindrich Parik
France		Bruno Loscos David Chevalier	Jun Ho Lee
Hungary		Kornél Szánto Balázs Knoch Krisztián Szabó Zsolt Lajos Balázs Kövér	Erzsébet Bánhidi
Israel		Denis Zaslavsky	Vera Zaslavsky



 NCC Anläggning Väst 40314 GÖTEBORG Tel. 031-7715000	Översikt		RITNINGSNUMMER 1	REV
	RITAD AV / KONSTRUERAD AV Bertil Gardefors	ARB NR.		
2000-01-26 GÖTEBORG <i>Bertil Gardefors</i>				

+ X=88
 212=Y
 + X=100



NCC Anläggning Väst
40314 GÖTEBORG
Tel. 031-7715000

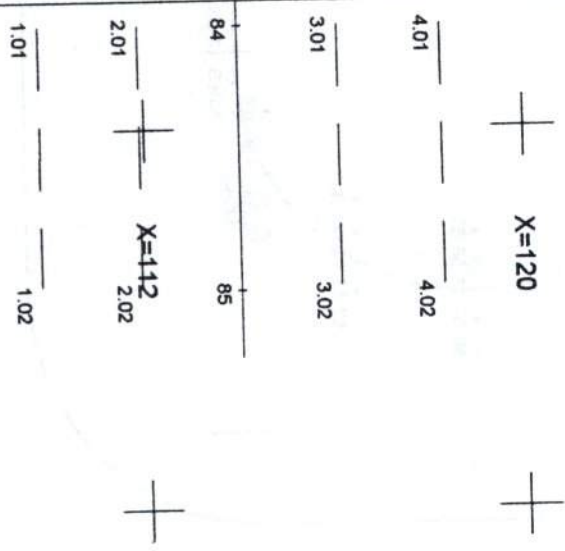
RITAD AV KONSTRUERAD AV
Bertil Gardfors

ARB.NR.

2000-01-26 GÖTEBORG

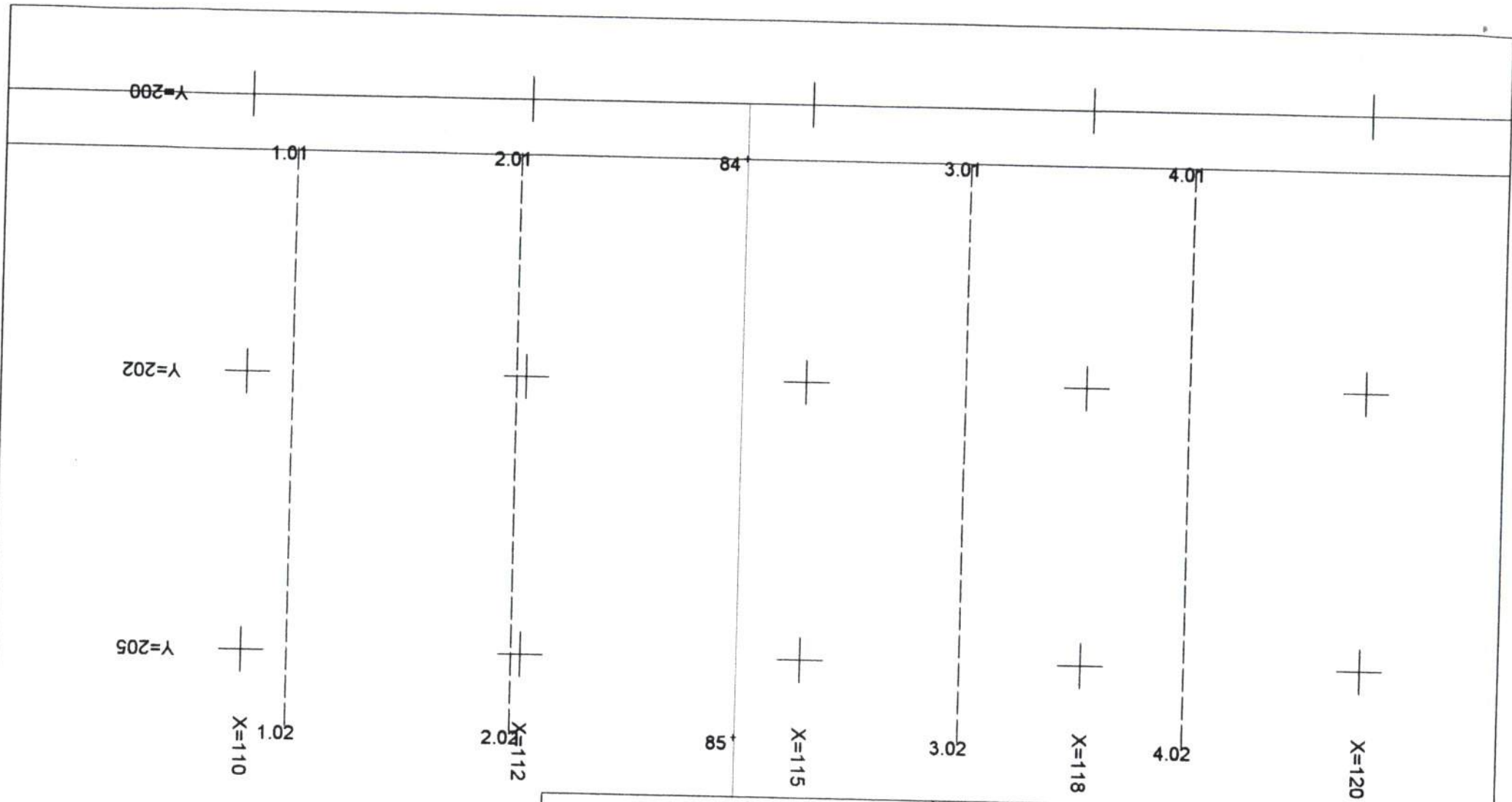
Bertil Gardfors

START OCH MÅLLINJE

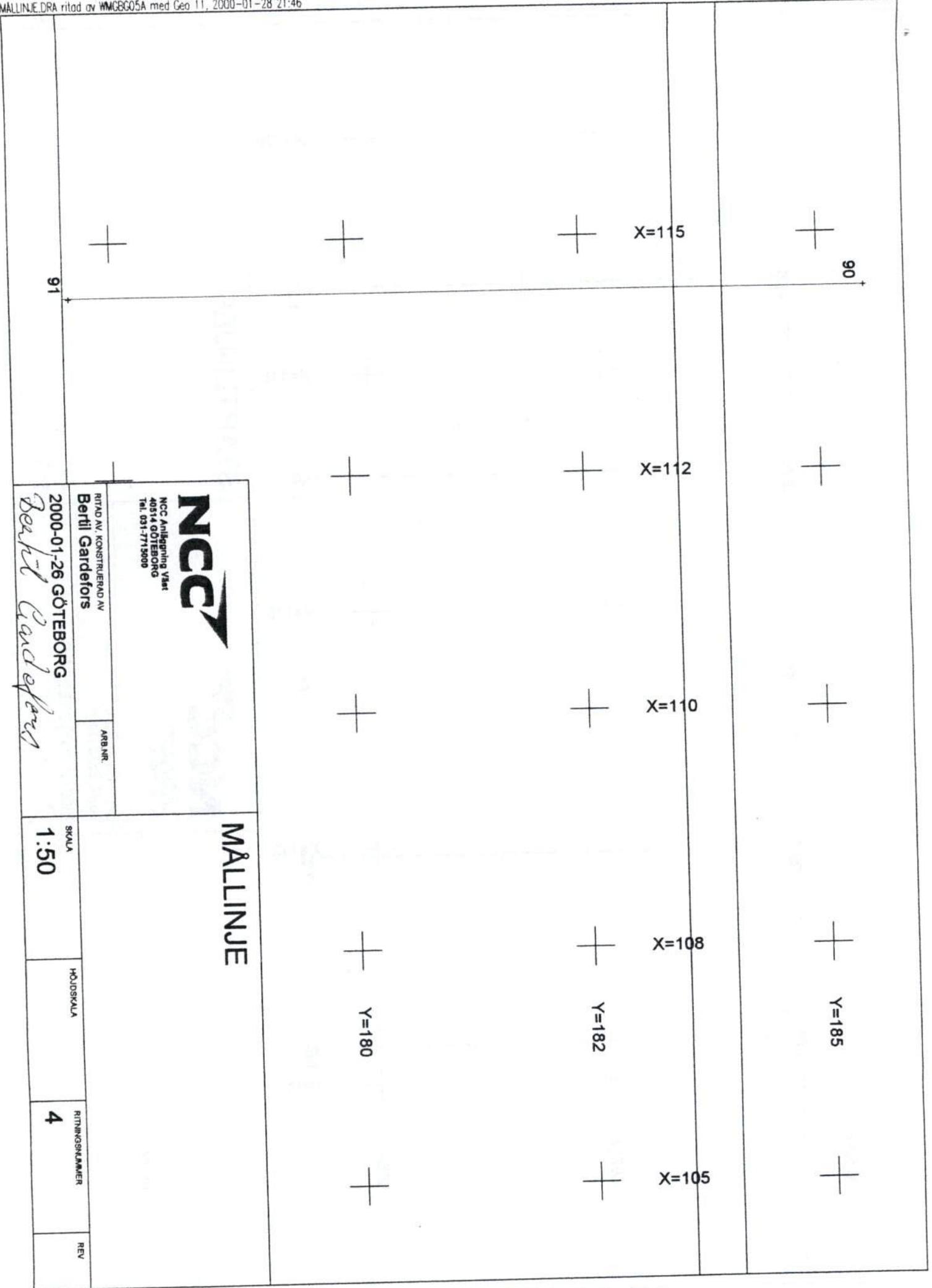


SKALA	HÖJDSKALA	RITNINGSNUMMER	REV
1:150		2	

Namnlös ritad av WMG86054 med Geo 11, 2000-01-28 21:27



 NCC Anläggning Väst 40514 GÖTEBORG Tel. 031-7715000		STARTLINJER			
RITAD AV, KONSTRUERAD AV Bertil Gardefors	ARB.NR.				
2000-01-26 GÖTEBORG <i>Bertil Gardefors</i>		SKALA 1:50	HÖJDSKALA	RITNINGNUMMER 3	REV



NCC Anläggning Väst
40514 GÖTEBORG
Tel. 031-7715000

RITAD AV: KONSTRUERAD AV
Berit Gardfors

ARB NR.

2000-01-26 GÖTEBORG

Berit Gardfors

MALLINJE

SKALA

1:50

HÖJDSKALA

RITNINGSNUMMER

4

REV

Sektioner och Sidomått

Centrumlinje: BANA.LIN
Lagrar 0 i höjdkoordinaten.
Lagrar ingenting i punktkoden.

1-14.PXY

Punktnr	X	Y	Sektion	Sidomått	Z Punktkod
1	128,850	200,000	28,850	0,000	0,000
2	132,850	198,929	33,038	0,001	0,000
3	135,778	196,000	37,228	0,000	0,000
4	136,850	192,000	41,416	0,000	0,000
5	135,778	188,000	45,605	0,000	0,000
6	132,850	185,072	49,794	0,000	0,000
7	128,850	184,000	53,983	0,000	0,000*
8	100,000	184,000	82,833	0,000	0,000*
9	96,000	185,072	87,022	0,000	0,000
10	93,072	188,000	91,210	0,000	0,000
11	92,000	192,000	95,399	0,000	0,000
12	93,072	196,000	99,588	0,000	0,000
13	96,000	198,929	103,777	0,001	0,000
14	100,000	200,000	0,000	0,000	0,000

Bertil Lundfors

Projekt: SHORT TRACK

Fil: kollbana.pxy [Koordinater]

TEORETISK PLACERING AV KLOSSAR

Punktnr	X-Koord	Y-Koord	Z-Koord	Ptkod	SC	Remark
1	128,850	200,000	0,000			
2	132,850	198,929	0,000			
3	135,778	196,000	0,000			
4	136,850	192,000	0,000			
5	135,778	188,000	0,000			
6	132,850	185,072	0,000			
7	128,850	184,000	0,000			
8	100,000	184,000	0,000			
9	96,000	185,072	0,000			
10	93,072	188,000	0,000			
11	92,000	192,000	0,000			
12	93,072	196,000	0,000			
13	96,000	198,929	0,000			
14	100,000	200,000	0,000			
15	126,850	200,000	0,000			
16	127,850	200,000	0,000			
17	129,850	200,000	0,000			
18	130,850	200,000	0,000			
19	130,850	198,929	0,000			
20	131,850	198,929	0,000			
21	133,850	198,929	0,000			
22	134,850	198,929	0,000			
23	133,778	196,000	0,000			
24	134,778	196,000	0,000			
25	136,778	196,000	0,000			
26	137,778	196,000	0,000			
27	134,850	192,000	0,000			
28	135,850	192,000	0,000			
29	137,850	192,000	0,000			
30	138,850	192,000	0,000			
31	133,778	188,000	0,000			
32	134,778	188,000	0,000			
33	136,778	188,000	0,000			
34	137,778	188,000	0,000			
35	130,850	185,072	0,000			
36	131,850	185,072	0,000			
37	133,850	185,072	0,000			
38	134,850	185,072	0,000			
39	126,850	184,000	0,000			
40	127,850	184,000	0,000			
41	129,850	184,000	0,000			
42	130,850	184,000	0,000			
43	102,000	184,000	0,000			
44	101,000	184,000	0,000			
45	99,000	184,000	0,000			
46	98,000	184,000	0,000			
47	98,000	185,072	0,000			
48	97,000	185,072	0,000			
49	95,000	185,072	0,000			
50	94,000	185,072	0,000			
51	95,072	188,000	0,000			
52	94,072	188,000	0,000			

Bertil Andersson

Projekt: SHORT TRACK

Fil: inmbana.pxy [Koordinater]

INMÄTNING AV KLOSSAR, STARTLINJER OCH MÅLLINJE

Punktnr	X-Koord	Y-Koord	Z-Koord	Ptkod	SC	Remark
1	128,843	200,003	0,000	11		
2	132,841	198,947	0,000	11		
3	135,765	196,017	0,000	11		
4	136,841	192,022	0,000	11		
5	135,759	188,019	0,000	11		
6	132,845	185,086	0,000	11		
7	128,852	184,016	0,000	11		
8	100,002	183,988	0,000	11		
9	95,992	185,079	0,000	11		
10	93,065	188,011	0,000	11		
11	92,001	191,984	0,000	11		
12	93,084	195,996	0,000	11		
13	96,018	198,932	0,000	11		
14	100,013	199,994	0,000	11		
15	126,829	200,001	0,000	11		
16	127,834	199,996	0,000	11		
17	129,840	199,990	0,000	11		
18	130,831	199,988	0,000	11		
19	130,829	198,923	0,000	11		
20	131,831	198,933	0,000	11		
21	133,831	198,923	0,000	11		
22	134,832	198,932	0,000	11		
23	133,779	196,019	0,000	11		
24	134,790	196,020	0,000	11		
25	136,758	196,023	0,000	11		
26	137,756	196,019	0,000	11		
27	134,828	192,022	0,000	11		
28	135,828	192,029	0,000	11		
29	137,836	192,019	0,000	11		
30	138,840	192,000	0,000	11		
31	133,784	188,019	0,000	11		
32	134,786	188,022	0,000	11		
33	136,772	188,022	0,000	11		
34	137,767	188,019	0,000	11		
35	130,859	185,090	0,000	11		
36	131,854	185,097	0,000	11		
37	133,852	185,093	0,000	11		
38	134,842	185,089	0,000	11		
39	126,858	184,018	0,000	11		
40	127,855	184,022	0,000	11		
41	129,847	184,027	0,000	11		
42	130,846	184,000	0,000	11		
43	102,018	184,006	0,000	11		
44	101,008	183,992	0,000	11		
45	99,016	183,995	0,000	11		
46	98,024	183,990	0,000	11		
47	98,017	185,060	0,000	11		
48	97,024	185,060	0,000	11		
49	95,004	185,072	0,000	11		
50	94,014	185,056	0,000	11		
51	95,083	187,988	0,000	11		
52	94,081	187,993	0,000	11		

Bertil Gustafsson

Punkt nr	X-Koord	Y-Koord	Z-Koord	Ptkod	SC	Remark
53	92,072	188,000	0,000			
54	91,072	188,000	0,000			
55	94,000	192,000	0,000			
56	93,000	192,000	0,000			
57	91,000	192,000	0,000			
58	90,000	192,000	0,000			
59	95,072	196,000	0,000			
60	94,072	196,000	0,000			
61	92,072	196,000	0,000			
62	91,072	196,000	0,000			
63	98,000	198,929	0,000			
64	97,000	198,929	0,000			
65	95,000	198,929	0,000			
66	94,000	198,929	0,000			
67	102,000	200,000	0,000			
68	101,000	200,000	0,000			
69	99,000	200,000	0,000			
70	98,000	200,000	0,000			

Bertil Lundfors

Punktnr	X-Koord	Y-Koord	Z-Koord	Ptkod	SC	Remark
53	92,094	187,985	0,000	11		
54	91,095	187,981	0,000	11		
55	94,006	191,985	0,000	11		
56	93,016	191,988	0,000	11		
57	91,005	191,979	0,000	11		
58	89,996	191,980	0,000	11		
59	95,071	195,990	0,000	11		
60	94,074	195,996	0,000	11		
61	92,095	196,000	0,000	11		
62	91,078	195,975	0,000	11		
63	98,004	198,920	0,000	11		
64	97,004	198,917	0,000	11		
65	95,007	198,910	0,000	11		
66	94,007	198,905	0,000	11		
67	101,993	199,983	0,000	11		
68	100,990	199,987	0,000	11		
69	98,998	199,988	0,000	11		
70	97,999	199,988	0,000	11		
1.01	110,415	200,480	0,000	11		
1.02	110,412	205,691	0,000	11		
2.01	112,417	200,488	0,000	11		
2.02	112,414	205,700	0,000	11		
84	114,421	200,493	0,000	11		
85	114,422	205,706	0,000	11		
3.01	116,426	200,500	0,000	11		
3.02	116,421	205,711	0,000	11		
4.01	118,429	200,503	0,000	11		
4.02	118,427	205,713	0,000	11		
90	114,425	185,497	0,000	11		
91	114,416	177,063	0,000	11		

Bertil Candefors

Projekt: SHORT TRACK

Fil: dokument6 [Rapport]

DIFF MELLAN TEORETISK OCH INMÄTTA KLOSSAR

Jämförelse mellan KOLLBANA.PXY och INMBANA.PXY

Resultatet ej lagrat

Vridningsvinkel: 0,000

Tolerans: 0,050

Bokstäver i slutet på punktnummer ignorerade

Punkt	X-differens	Y-differens	Z-differens	X-tolerans	Y-tolerans	Z-tolerans
1	0,007	-0,003				
2	0,010	-0,018				
3	0,014	-0,017				
4	0,009	-0,022				
5	0,019	-0,019				
6	0,005	-0,014				
7	-0,002	-0,016				
8	-0,002	0,012				
9	0,008	-0,007				
10	0,006	-0,011				
11	-0,001	0,016				
12	-0,012	0,004				
13	-0,018	-0,003				
14	-0,013	0,006				
15	0,021	-0,001				
16	0,016	0,004				
17	0,010	0,010				
18	0,019	0,012				
19	0,021	0,006				
20	0,019	-0,004				
21	0,019	0,006				
22	0,018	-0,003				
23	-0,001	-0,019				
24	-0,012	-0,020				
25	0,020	-0,023				
26	0,022	-0,019				
27	0,022	-0,022				
28	0,022	-0,029				
29	0,014	-0,019				
30	0,010	0,000				
31	-0,006	-0,019				
32	-0,008	-0,022				
33	0,006	-0,022				
34	0,011	-0,019				
35	-0,009	-0,018				
36	-0,004	-0,025				
37	-0,002	-0,021				
38	0,008	-0,017				
39	-0,008	-0,018				
40	-0,005	-0,022				
41	0,003	-0,027				
42	0,004	0,000				
43	-0,018	-0,006				
44	-0,008	0,008				
45	-0,016	0,005				
46	-0,024	0,010				
47	-0,017	0,012				
48	-0,024	0,012				
49	-0,004	0,000				
50	-0,014	0,016				
51	-0,011	0,012				
52	-0,009	0,007				
53	-0,022	0,015				
54	-0,023	0,019				
55	-0,006	0,015				
56	-0,016	0,012				
57	-0,005	0,021				
58	0,004	0,020				
59	0,001	0,010				
60	-0,002	0,004				
61	-0,023	0,000				
62	-0,006	0,025				
63	-0,004	0,010				
64	-0,004	0,012				
65	-0,007	0,019				
66	-0,007	0,024				
67	0,007	0,017				
68	0,010	0,013				
69	0,002	0,012				
70	0,001	0,012				

Bertil Carlén

2000 WORD CUP SHORT TRACK SPEED SKATING
27 - 29 JANUARY 2000
GOTHENBURG SWEDEN

Item : Results of races
Category : Ladies
Distance : 1500 meters
Qualifying round : Heats

race 1 pnt
1 26.Hye-Won PARK KOR (34) 2:46.945 e
2 10.Chunlu WANG CHN (21) 2:47.103 e
3 5.Alanna KRAUS CAN (13) 2:48.607 e
4 39.Brigid FARRELL USA (8) 2:50.552 e

race 2 pnt
1 14.Yang YANG(S) CHN (34) 2:42.214 e
2 37.Julie GOSKOWICZ USA (21) 2:42.294 e
3 19.Evelina RODIGARI ITA (13) 2:42.368 e
4 31.Maureen DE LANGE NED (8) 2:43.642 e
5 15.Marcela HRUZOVA CZE (5) 2:44.628 e

race 3 pnt
1 11.Yang YANG(A) CHN (34) 2:41.671 e
2 20.Katia ZINI ITA (21) 2:41.938 e
3 2.Marina GEORGIEVA BUL (13) 2:44.837 e
4 34.Helene HADDERS SWE (8) 2:47.978 e
5 16.Lucie SVITLOVA CZE (5) 2:48.087 e

race 4 pnt
1 24.Sang-Mi AN KOR (34) 2:50.986 e
2 33.Melanie DE LANGE NED (21) 2:51.195 e
3 38.Amy PETERSON USA (13) 2:51.328 e
4 6.Amelie GOULET-NADON CAN (8) 2:51.812 e
5 3.Daniela VLAEVA BUL (5) 2:52.494 e

race 5 pnt
1 25.Min-Jin JOO KOR (34) 2:32.992 e
2 1.Evgenia RADANOVA BUL (21) 2:33.122 e
3 21.Mara ZINI ITA (13) 2:33.527 e
4 29.Marielle LOOTSMA NED (8) 2:35.477 e
5 7.Beth WHITNEE CAN (5) 3:05.795 e

2000 WORD CUP SHORT TRACK SPEED SKATING
27 - 29 JANUARY 2000
GOTHENBURG SWEDEN

Item : Results of races
Category : Ladies
Distance : 1500 meters
Qualifying round : Semi finals

race 1			pnt		
1	1.Evgenia RADANOVA	BUL	(34)	2:26.820	e
2	26.Hye-Won PARK	KOR	(21)	2:26.843	e
3	20.Katia ZINI	ITA	(13)	2:26.972	e
4	38.Amy PETERSON	USA	(8)	2:32.274	e
5	37.Julie GOSKOWICZ	USA	(5)	3:08.311	e

race 2			pnt		
1	11.Yang YANG(A)	CHN	(34)	2:39.874	e
2	24.Sang-Mi AN	KOR	(21)	2:39.894	e
3	10.Chunlu WANG	CHN	(13)	2:40.060	e
4	21.Mara ZINI	ITA	(8)	2:40.733	e
5	19.Evelina RODIGARI	ITA	(5)	2:40.819	e

race 3			pnt		
1	14.Yang YANG(S)	CHN	(34)	2:40.728	e
2	25.Min-Jin JOO	KOR	(21)	2:40.835	e
3	2.Marina GEORGIEVA	BUL	(13)	2:42.440	e
4	5.Alanna KRAUS	CAN	(8)	2:50.243	e
	33.Melanie DE LANGE	NED	()	0:00.000	e Disq.

2000 WORD CUP SHORT TRACK SPEED SKATING
27 - 29 JANUARY 2000
GOTHENBURG SWEDEN

Item : Distance classification after Final 1500 mete
Category : Ladies
Distance : 1500 meters
Qualifying round : Final

Rank	No.	Name			
Final					
	1	14.Yang YANG(S)	CHN	1st	2:34.307
	2	25.Min-Jin JOO	KOR	2nd	2:35.117
	3	1.Evgenia RADANOVA	BUL	3rd	2:37.429
	4	11.Yang YANG(A)	CHN	4th	2:37.806
	5	24.Sang-Mi AN	KOR	5th	2:37.946
	6	26.Hye-Won PARK	KOR	6th	2:37.998
Semi Finals					
	7	20.Katia ZINI	ITA		
	8	10.Chunlu WANG	CHN		
	9	2.Marina GEORGIEVA	BUL		
	10	38.Amy PETERSON	USA		
	11	21.Mara ZINI	ITA		
	12	5.Alanna KRAUS	CAN		
	13	19.Evelina RODIGARI	ITA		
	14	37.Julie GOSKOWICZ	USA		
Heats					
	15	33.Melanie DE LANGE	NED		
	16	29.Marielle LOOTSMA	NED		
	17	31.Maureen DE LANGE	NED		
	18	34.Helene HADDERS	SWE		
	19	39.Brigid FARRELL	USA		
	20	6.Amelie GOULET-NADON	CAN		
	21	15.Marcela HRUZOVA	CZE		
	22	16.Lucie SVITLOVA	CZE		
	23	3.Daniela VLAEVA	BUL		
	24	7.Beth WHITNEE	CAN		

2000 WORD CUP SHORT TRACK SPEED SKATING
27 - 29 JANUARY 2000
GOTHENBURG SWEDEN

Item : Results of races
Category : Ladies
Distance : 1500 meters
Qualifying round : Final

race	1		pnt		
1	14.Yang YANG(S)	CHN	(34)	2:34.307	e
2	25.Min-Jin JOO	KOR	(21)	2:35.117	e
3	1.Evgenia RADANOVA	BUL	(13)	2:37.429	e
4	11.Yang YANG(A)	CHN	(8)	2:37.806	e
5	24.Sang-Mi AN	KOR	(5)	2:37.946	e
6	26.Hye-Won PARK	KOR	(3)	2:37.998	e

2000 WORD CUP SHORT TRACK SPEED SKATING
27 - 29 JANUARY 2000
GOTHENBURG SWEDEN

Item : Results of races
Category : Ladies
Distance : 500 meters
Qualifying round : Heats

race			pnt		
1	14.Yang YANG (S)	CHN	(34)	0:46.364	e
2	33.Melanie DE LANGE	NED	(21)	0:46.484	e
3	3.Daniela VLAEVA	BUL	(13)	0:46.574	e
race	2		pnt		
1	1.Evgenia RADANOVA	BUL	(34)	0:46.381	e
2	19.Evelina RODIGARI	ITA	(21)	0:46.720	e
3	6.Amelie GOULET-NADON	CAN	(13)	0:46.904	e
race	3		pnt		
1	25.Min-Jin JOO	KOR	(34)	0:47.442	e
2	38.Amy PETERSON	USA	(21)	0:47.852	e
3	15.Marcela HRUZOVA	CZE	(13)	0:49.961	e
race	4		pnt		
1	11.Yang YANG (A)	CHN	(34)	0:46.122	e
2	24.Sang-Mi AN	KOR	(21)	0:46.571	e
3	21.Mara ZINI	ITA	(13)	0:46.707	e
4	29.Marielle LOOTSMA	NED	(8)	0:47.806	e
race	5		pnt		
1	10.Chunlu WANG	CHN	(34)	0:46.964	e
2	5.Alanna KRAUS	CAN	(21)	0:47.065	e
3	16.Lucie SVITLOVA	CZE	(13)	0:51.589	e
race	6		pnt		
1	20.Katia ZINI	ITA	(34)	0:46.831	e
2	2.Marina GEORGIEVA	BUL	(21)	0:46.942	e
3	37.Julie GOSKOWICZ	USA	(13)	0:47.068	e
4	34.Helene HADDERS	SWE	(8)	0:49.475	e
race	7		pnt		
1	26.Hye-Won PARK	KOR	(34)	0:47.304	e
2	36.Caroline HALLISSEY	USA	(21)	0:47.862	e
3	30.Chantal BOER	NED	(13)	0:47.947	e
4	7.Beth WHITNEE	CAN	(8)	0:51.272	e

2000 WORD CUP SHORT TRACK SPEED SKATING
27 - 29 JANUARY 2000
GOTHENBURG SWEDEN

Item : Results of races
Category : Ladies
Distance : 500 meters
Qualifying round : Quarter finals

race 1

			pnt		
1	14.Yang YANG (S)	CHN	(34)	0:46.192	e
2	19.Evelina RODIGARI	ITA	(21)	0:46.203	e
3	38.Amy PETERSON	USA	(13)	0:46.514	e
4	2.Marina GEORGIEVA	BUL	(8)	0:46.633	e

race 2

			pnt		
1	10.Chunlu WANG	CHN	(34)	0:46.672	e
2	11.Yang YANG (A)	CHN	(21)	0:46.773	e
3	33.Melanie DE LANGE	NED	(13)	0:46.939	e
4	36.Caroline HALLISSEY	USA	(8)	0:47.087	e

race 3

			pnt		
1	25.Min-Jin JOO	KOR	(34)	0:45.841	e
2	20.Katia ZINI	ITA	(21)	0:45.868	e
3	24.Sang-Mi AN	KOR	(13)	0:46.008	e
4	3.Daniela VLAEVA	BUL	(8)	0:46.115	e

race 4

			pnt		
1	5.Alanna KRAUS	CAN	(34)	0:48.170	e
2	1.Evgenia RADANOVA	BUL	(21)	0:48.623	e
3	26.Hye-Won PARK	KOR	(13)	0:49.379	e
4	21.Mara ZINI	ITA	(8)	1:49.913	e

2000 WORD CUP SHORT TRACK SPEED SKATING
27 - 29 JANUARY 2000
GOTHENBURG SWEDEN

Item : Distance classification after Semi finals 500 mete
Category : Ladies
Distance : 500 meters
Qualifying round : Semi finals

Rank	No.	Name			
Final					
1	11.	Yang YANG (A)	CHN	1st	0:45.517
2	10.	Chunlu WANG	CHN	2nd	0:46.201
3	25.	Min-Jin JOO	KOR	3rd	0:46.267
4	19.	Evelina RODIGARI	ITA	4th	0:55.700
5	14.	Yang YANG (S)	CHN	5th	1:21.189
Semi Finals					
6	5.	Alanna KRAUS	CAN		
7	20.	Katia ZINI	ITA		
Quarter Finals					
8	1.	Evgenia RADANOVA	BUL		
9	24.	Sang-Mi AN	KOR		
10	38.	Amy PETERSON	USA		
11	33.	Melanie DE LANGE	NED		
12	26.	Hye-Won PARK	KOR		
13	3.	Daniela VLAEVA	BUL		
14	2.	Marina GEORGIEVA	BUL		
15	36.	Caroline HALLISSEY	USA		
16	21.	Mara ZINI	ITA		
Heats					
17	6.	Amelie GOULET-NADON	CAN		
18	37.	Julie GOSKOWICZ	USA		
19	30.	Chantal BOER	NED		
20	15.	Marcela HRUZOVA	CZE		
21	16.	Lucie SVITLOVA	CZE		
22	29.	Marielle LOOTSMA	NED		
23	34.	Helene HADDERS	SWE		
24	7.	Beth WHITNEE	CAN		

2000 WORD CUP SHORT TRACK SPEED SKATING
27 - 29 JANUARY 2000
GOTHENBURG SWEDEN

Item : Results of races
Category : Ladies
Distance : 500 meters
Qualifying round : Semi finals

race 1

			pnt		
1	11.Yang YANG (A)	CHN	(34)	0:45.310	e
2	14.Yang YANG (S)	CHN	(21)	0:45.438	e
3	5.Alanna KRAUS	CAN	(13)	0:45.605	e
4	20.Katia ZINI	ITA	(8)	0:45.777	e

race 2

			pnt		
1	10.Chunlu WANG	CHN	(34)	0:46.196	e
2	19.Evelina RODIGARI	ITA	(21)	0:49.911	e
3	25.Min-Jin JOO	KOR	(13)	0:54.208	e Adv.
	1.Evgenia RADANOVA	BUL	()	0:00.000	e Disq.

2000 WORD CUP SHORT TRACK SPEED SKATING
27 - 29 JANUARY 2000
GOTHENBURG SWEDEN

Item : Results of races
Category : Ladies
Distance : 500 meters
Qualifying round : Final

race	1		pnt		
1	11.Yang YANG (A)	CHN	(34)	0:45.517	e
2	10.Chunlu WANG	CHN	(21)	0:46.201	e
3	25.Min-Jin JOO	KOR	(13)	0:46.267	e
4	19.Evelina RODIGARI	ITA	(8)	0:55.700	e
5	14.Yang YANG (S)	CHN	(5)	1:21.189	e

2000 WORD CUP SHORT TRACK SPEED SKATING
27 - 29 JANUARY 2000
GOTHENBURG SWEDEN

Item : Results of races
Category : Ladies
Distance : 1000 meters
Qualifying round : Heats

race 1

			pnt		
1	1.Evgenia RADANOVA	BUL	(34)	1:38.080	e
2	24.Sang-Mi AN	KOR	(21)	1:38.364	e
3	31.Maureen DE LANGE	NED	(13)	1:40.339	e
4	35.Sarah LANG	USA	(8)	1:40.939	e

race 2

			pnt		
1	11.Yang YANG (A)	CHN	(34)	1:37.821	e
2	21.Mara ZINI	ITA	(21)	1:38.546	e
3	15.Marcela HRUZOVA	CZE	(13)	1:38.774	e
4	38.Amy PETERSON	USA	(8)	1:39.217	e

race 3

			pnt		
1	14.Yang YANG (S)	CHN	(34)	1:40.708	e
2	3.Daniela VLAEVA	BUL	(21)	1:51.814	e
3	6.Amelie GOULET-NADON	CAN	(13)	2:11.839	e Adv.
	25.Min-Jin JOO	KOR	()	0:00.000	e Disq.

race 4

			pnt		
1	26.Hye-Won PARK	KOR	(34)	1:40.247	e
2	5.Alanna KRAUS	CAN	(21)	1:40.362	e
3	2.Marina GEORGIEVA	BUL	(13)	1:40.740	e
4	16.Lucie SVITLOVA	CZE	(8)	1:47.511	e

race 5

			pnt		
1	20.Katia ZINI	ITA	(34)	1:37.943	e
2	33.Melanie DE LANGE	NED	(21)	1:38.192	e
3	37.Julie GOSKOWICZ	USA	(13)	1:38.273	e
4	34.Helene HADDERS	SWE	(8)	1:43.488	e

race 6

			pnt		
1	10.Chunlu WANG	CHN	(34)	1:39.585	e
2	19.Evelina RODIGARI	ITA	(21)	1:40.752	e
3	30.Chantal BOER	NED	(13)	1:58.570	e Adv.
	7.Beth WHITNEE	CAN	()	0:00.000	e Disq.

2000 WORD CUP SHORT TRACK SPEED SKATING
27 - 29 JANUARY 2000
GOTHENBURG SWEDEN

Item : Results of races
Category : Ladies
Distance : 1000 meters
Qualifying round : Quarter finals

race 1 pnt
1 1.Evgenia RADANOVA BUL (34) 1:42.742 e
2 21.Mara ZINI ITA (21) 1:43.221 e
3 30.Chantal BOER NED (13) 1:43.329 e
4 5.Alanna KRAUS CAN (8) 1:43.336 e
5 15.Marcela HRUZOVA CZE (5) 2:02.039 e

race 2 pnt
1 11.Yang YANG (A) CHN (34) 1:41.863 e
2 24.Sang-Mi AN KOR (21) 1:41.966 e
3 37.Julie GOSKOWICZ USA (13) 1:42.155 e
4 3.Daniela VLAEVA BUL (8) 1:42.484 e

race 3 pnt
1 26.Hye-Won PARK KOR (34) 1:38.831 e
2 20.Katia ZINI ITA (21) 1:38.909 e
3 19.Evelina RODIGARI ITA (13) 1:38.943 e
4 31.Maureen DE LANGE NED (8) 1:39.797 e

race 4 pnt
1 14.Yang YANG (S) CHN (34) 1:41.097 e
2 6.Amelie GOULET-NADON CAN (21) 1:41.232 e
3 33.Melanie DE LANGE NED (13) 1:41.389 e
4 2.Marina GEORGIEVA BUL (8) 1:41.990 e
5 10.Chunlu WANG CHN (5) 2:02.875 e

2000 WORD CUP SHORT TRACK SPEED SKATING
27 - 29 JANUARY 2000
GOTHENBURG SWEDEN

Item : Results of races
Category : Ladies
Distance : 1000 meters
Qualifying round : Semi finals

race 1

			pnt	
1	24.Sang-Mi AN	KOR	(34)	1:38.376 e
2	14.Yang YANG (S)	CHN	(21)	1:38.462 e
3	20.Katia ZINI	ITA	(13)	1:38.510 e
4	1.Evgenia RADANOVA	BUL	(8)	1:38.722 e

race 2

			pnt	
1	11.Yang YANG (A)	CHN	(34)	1:39.665 e
2	26.Hye-Won PARK	KOR	(21)	1:39.734 e
3	21.Mara ZINI	ITA	(13)	1:39.955 e
4	6.Amelie GOULET-NADON	CAN	(8)	1:40.394 e

2000 WORD CUP SHORT TRACK SPEED SKATING
27 - 29 JANUARY 2000
GOTHENBURG SWEDEN

Item : Results of races
Category : Ladies
Distance : 1000 meters
Qualifying round : Final

race	1		pnt			
1	11.Yang YANG (A)	CHN	(34)	1:36.729	e	
2	26.Hye-Won PARK	KOR	(21)	1:37.241	e	
3	24.Sang-Mi AN	KOR	(13)	1:44.015	e	
	14.Yang YANG (S)	CHN	()	0:00.000	e	Disq.

2000 WORD CUP SHORT TRACK SPEED SKATING
27 - 29 JANUARY 2000
GOTHENBURG SWEDEN

Item : Distance classification after Final 1000 mete
Category : Ladies
Distance : 1000 meters
Qualifying round : Final

Rank	No.	Name			
Final					
1	11.	Yang YANG (A)	CHN	1st	1:36.729
2	26.	Hye-Won PARK	KOR	2nd	1:37.241
3	24.	Sang-Mi AN	KOR	3rd	1:44.015
Semi Finals					
4	14.	Yang YANG (S)	CHN		
5	20.	Katia ZINI	ITA		
6	21.	Mara ZINI	ITA		
7	1.	Evgenia RADANOVA	BUL		
8	6.	Amelie GOULET-NADON	CAN		
Quarter Finals					
9	19.	Evelina RODIGARI	ITA		
10	33.	Melanie DE LANGE	NED		
11	37.	Julie GOSKOWICZ	USA		
12	30.	Chantal BOER	NED		
13	31.	Maureen DE LANGE	NED		
14	2.	Marina GEORGIEVA	BUL		
15	3.	Daniela VLAEVA	BUL		
16	5.	Alanna KRAUS	CAN		
17	15.	Marcela HRUZOVA	CZE		
18	10.	Chunlu WANG	CHN		
Heats					
19	38.	Amy PETERSON	USA		
20	35.	Sarah LANG	USA		
21	34.	Helene HADDERS	SWE		
22	16.	Lucie SVITLOVA	CZE		

2000 WORD CUP SHORT TRACK SPEED SKATING
27 - 29 JANUARY 2000
GOTHENBURG SWEDEN

Item : Results of races
Category : Ladies
Distance : 3000 meters
Qualifying round : Final

race	1		pnt	
1	24.Sang-Mi AN	KOR	(34)	5:08.694 e
2	11.Yang YANG (A)	CHN	(21)	5:10.056 e
3	26.Hye-Won PARK	KOR	(13)	5:10.162 e
4	25.Min-Jin JOO	KOR	(8)	5:10.932 e
5	1.Evgenia RADANOVA	BUL	(5)	5:11.181 e
6	19.Evelina RODIGARI	ITA	(3)	5:19.734 e
7	10.Chunlu WANG	CHN	(2)	5:50.215 e
8	14.Yang YANG (S)	CHN	(1)	6:11.948 e

2000 WORD CUP SHORT TRACK SPEED SKATING
27 - 29 JANUARY 2000
GOTHENBURG SWEDEN

Item : Distance classification after Final 3000 mete
Category : Ladies
Distance : 3000 meters
Qualifying round : Final

Rank No.Name

Final

1	24.Sang-Mi AN	KOR	1st	5:08.694
2	11.Yang YANG (A)	CHN	2nd	5:10.056
3	26.Hye-Won PARK	KOR	3rd	5:10.162
4	25.Min-Jin JOO	KOR	4th	5:10.932
5	1.Evgenia RADANOVA	BUL	5th	5:11.181
6	19.Evelina RODIGARI	ITA	6th	5:19.734
7	10.Chunlu WANG	CHN	7th	5:50.215
8	14.Yang YANG (S)	CHN	8th	6:11.948

2000 WORD CUP SHORT TRACK SPEED SKATING
27 - 29 JANUARY 2000
GOTHENBURG SWEDEN

Item : Classification after Final 3000 meters
Category : Ladies
Distance : 3000 meters
Qualifying round : Final

Rank	No.	Name		
1	11.	Yang YANG (A)	CHN	97
2	24.	Sang-Mi AN	KOR	52
3	25.	Min-Jin JOO	KOR	42
4	14.	Yang YANG (S)	CHN	40
5	26.	Hye-Won PARK	KOR	37
6	10.	Chunlu WANG	CHN	23
7	1.	Evgenia RADANOVA	BUL	18
8	19.	Evelina RODIGARI	ITA	11
9	20.	Katia ZINI	ITA	(165)
10	5.	Alanna KRAUS	CAN	(118)
11	21.	Mara ZINI	ITA	(97)
12	33.	Melanie DE LANGE	NED	(89)
13	2.	Marina GEORGIEVA	BUL	(76)
14	37.	Julie GOSKOWICZ	USA	(65)
15	38.	Amy PETERSON	USA	(63)
16	6.	Amelie GOULET-NADON	CAN	(63)
17	3.	Daniela VLAEVA	BUL	(55)
18	15.	Marcela HRUZOVA	CZE	(36)
19	16.	Lucie SVITLOVA	CZE	(26)
20	34.	Helene HADDERS	SWE	(24)
21	7.	Beth WHITNEE	CAN	(13)

2000 WORD CUP SHORT TRACK SPEED SKATING
27 - 29 JANUARY 2000
GOTHENBURG SWEDEN

Item : Results of races
Category : Ladies
Distance : relay
Qualifying round : Semi finals

race 1

			pnt		
1	4. CHINA	CHN	(34)	4:24.318	e
2	8. ITALY	ITA	(21)	4:26.452	e
3	15. UNITED STATES	USA	(13)	4:28.402	e

race 2

			pnt		
1	9. KOREA	KOR	(34)	4:21.967	e
2	2. BULGARIA	BUL	(21)	4:29.167	e
3	10. NETHERLANDS	NED	(13)	4:30.412	e
4	3. CANADA	CAN	(8)	4:34.627	e

2000 WORD CUP SHORT TRACK SPEED SKATING
27 - 29 JANUARY 2000
GOTHENBURG SWEDEN

Item : Results of races
Category : Ladies
Distance : relay
Qualifying round : Final

race	1		pnt		
1	4.	CHINA	CHN	(34)	4:17.369 e
2	9.	KOREA	KOR	(21)	4:17.483 e
3	8.	ITALY	ITA	(13)	4:32.945 e
4	2.	BULGARIA	BUL	(8)	4:39.000 e

Item : Relay participation
 Category : Ladies
 Distance : relay
 Qualifying round : Final

RELAY PARTICIPATION Ladies

	P	H	Q	S	F
2. BULGARIA					
1. Evgenia RADANOVA	-	-	-	X	X
2. Marina GEORGIEVA	-	-	-	X	X
3. Daniela VLAEVA	-	-	-	X	X
4. Anna KRASTEVA	-	-	-	X	X
3. CANADA					
5. Alanna KRAUS	-	-	-	X	-
6. Amelie GOULET-NADON	-	-	-	X	-
7. Beth WHITNEE	-	-	-	-	-
8. Carol-Ann CHENARD	-	-	-	X	-
9. Andrea SEARLES	-	-	-	X	-
4. CHINA					
10. Chunlu WANG	-	-	-	X	X
11. Yang YANG (A)	-	-	-	X	X
12. Dandan SUN	-	-	-	X	X
13. Xiaoying LIU	-	-	-	-	-
14. Yang YANG (S)	-	-	-	X	X
8. ITALY					
19. Evelina RODIGARI	-	-	-	X	X
20. Katia ZINI	-	-	-	X	X
21. Mara ZINI	-	-	-	X	X
22. Simona AVITABILE	-	-	-	-	-
23. Emanuela GIACOMELLI	-	-	-	X	X
9. KOREA					
24. Sang-Mi AN	-	-	-	X	X
25. Min-Jin JOO	-	-	-	X	X
26. Hye-Won PARK	-	-	-	X	X
27. Yun-Mi KIM	-	-	-	-	-
28. Min-Kyung CHOI	-	-	-	X	X
10. NETHERLANDS					
29. Marielle LOOTSMA	-	-	-	X	-
30. Chantal BOER	-	-	-	X	-
31. Maureen DE LANGE	-	-	-	X	-
32. Anke Jannie LANDMAN	-	-	-	-	-
33. Melanie DE LANGE	-	-	-	X	-
15. UNITED STATES					
35. Sarah LANG	-	-	-	X	-
36. Caroline HALLISSEY	-	-	-	X	-
37. Julie GOSKOWICZ	-	-	-	X	-
38. Amy PETERSON	-	-	-	X	-
39. Brigid FARRELL	-	-	-	-	-

2000 WORD CUP SHORT TRACK SPEED SKATING
 27 - 29 JANUARY 2000
 GOTHENBURG SWEDEN

Item : Master Control Sheet
 Category : Ladies
 Distance : Relay
 Qualifying round : All

Distance		Rel.	Rel.	FINAL	SEEDING
Qualifying Round		sf	fin	POINTS	POINTS
2. BULGARIA	BUL	21	8	8	(29)
3. CANADA	CAN	8	0	0	(8)
4. CHINA	CHN	34	34	34	(68)
5. CZHECH REP	CZE	0	0	0	(0)
6. FRANCE	FRA	0	0	0	(0)
7. HUNGARY	HUN	0	0	0	(0)
8. ITALY	ITA	21	13	13	(34)
9. KOREA	KOR	34	21	21	(55)
10. NETHERLANDS	NED	13	0	0	(13)
14. SWEDEN	SWE	0	0	0	(0)
15. UNITED STATES	USA	13	0	0	(13)

International Skating Union

Short Track World Ranking

Ladies 1500 m

World Ranking After 5 Competitions In A Series Of 6 Competitions

Montreal, Canada = CAN
 Salt Lake City, USA = USA
 Nobeyama, Japan = JPN
 Changchun, China = CHN
 Gothenburg, Sweden = SWE* (in progress)

Point totals and rankings may not reflect results from competitions in progress.
 Total (TOT) reflects best four.

Rank	Name		CAN	USA	JPN	CHN	SWE*	TOT
1	Yang Yang (A)	CHN	25	25	25	25	22	100
2	Evgenia RADANOVA	BUL	23	22	24	24	23	94
3	Yang Yang (S)	CHN	21	24	18	22	25	92
4	Min-Kyung Choi	KOR	22	23	23	23		91
5	Hye-Won Park	KOR	24	18	20	21	20	85
6	Amy PETERSON	USA	11	19	14	18	16	67
7	Chikage TANAKA	JPN	6	12	21	19		58
8	Chunlu WANG	CHN	0	21	17	0	18	56
9	Min-Jin Joo	KOR	20	11			24	55
10	Annie PERREAULT	CAN	14	13	12	14		53
11	Julie Goskowicz	USA		16	15	9	12	52
12	Yun-Mi Kim	KOR			22	20		42
13	Katia Zini	ITA	8	15			19	42
14	Christine Boudrias	CAN	19			16		35
15	Ikue TESHIGAWARA	JPN	16	1		17		34
16	Tania VICENT	CAN		20		13		33
17	Erin Porter	USA	12	8	11			31
18	Evelina RODIGARI	ITA	0	17			13	30
19	Alanna Kraus	CAN			13		14	27
20	Miyuki Ozawa	JPN			10	15		25
21	Anna Krasteva	BUL	15	9				24
22	Danielle Molendijk	NED	18	5				23
23	Chantale Sevigny	CAN		7	16			23
24	Melanie de Lange	NED	10	2			11	23
25	Atsuko Takata	JPN	3		19			22
26	Marina GEORGIEVA	BUL	5				17	22
27	Sang-Mi An	KOR					21	21
28	Joanna Williams	GBR	9	10				19
29	Isabelle CHAREST	CAN	17					17

30	Marinella CANCLINI	ITA	13	4		17
31	Marielle Lootsma	NED	7		10	17
32	Mara ZINI	ITA			15	15
33	Yuka Kamino	JPN		14		14
34	Elena TIKHANINA	RUS			12	12
35	Shi-Je Kuo	TPE			11	11
36	Sarah Lang	USA			10	10
37	Yvonne KUNZE	GER	4	6		10
38	Maureen de Lange	NED			9	9
39	Helene HADDERS	SWE			8	8
40	Brigid FARRELL	USA			7	7
41	Amelie Goulet-Nadon	CAN			6	6
42	Marcela HRUZOVA	CZE			5	5
43	Lucie SVITLOVA	CZE			4	4
44	Anouk Wiegers	NED		3		3
44	Daniela Vlaeva	BUL		0	3	3
46	Debbie PALMER	GBR	2	0		2
46	Beth WHITNEE	CAN			2	2
48	SARAH LINDSAY	GBR	1	0		1

[Back to 1999/2000 World Cup Rankings](#)

International Skating Union

Short Track World Ranking

Ladies 500 m

World Ranking After 5 Competitions In A Series Of 6 Competitions

Montreal, Canada = CAN
 Salt Lake City, USA = USA
 Nobeyama, Japan = JPN
 Changchun, China = CHN
 Gothenburg, Sweden = SWE* (in progress)

Point totals and rankings may not reflect results from competitions in progress.
 Total (TOT) reflects best four.

Rank	Name		CAN	USA	JPN	CHN	SWE*	TOT
1	Chunlu WANG	CHN	23	14	23	25	24	95
2	Yang Yang (S)	CHN	22	25	24	18	21	92
3	Annie PERREAULT	CAN	21	24	22	23		90
4	Yang Yang (A)	CHN	20		20	21	25	86
5	Evgenia RADANOVA	BUL	18	10	25	22	18	83
6	Min-Kyung Choi	KOR	24	18	15	24		81
7	Chikage TANAKA	JPN	16	23	21	18		78
8	Hye-Won Park	KOR	13	17	17	13	14	61
9	Amy PETERSON	USA	8	15	16	14	16	61
10	Min-Jin Joo	KOR	25				23	48
11	Katia Zini	ITA	9	19			19	47
12	Evelina RODIGARI	ITA		20			22	42
13	Sang-Mi An	KOR		21			17	38
14	Yuka Kamino	JPN	4		19	15		38
15	Caroline Hallisey	USA	14	13			11	38
16	Julie Goskowicz	USA			13	16	8	37
17	Christine Boudrias	CAN	17			19		36
18	Chantale Sevigny	CAN		16	18			34
19	Alanna Kraus	CAN			12		20	32
19	Tania VICENT	CAN		12		20		32
21	Daniela Vlaeva	BUL	15				13	28
22	Dandan Sun	CHN		22				22
23	Melanie de Lange	NED	0	6			15	21
24	Erin Porter	USA	7	0	14			21
25	Yun-Mi Kim	KOR			11	9		20
26	Isabelle CHAREST	CAN	19					19
27	Marina GEORGIEVA	BUL		7			12	19
28	SARAH LINDSAY	GBR	5	11				16
29	Danielle Molendijk	NED	10	4				14

30	Ikue TESHIGAWARA	JPN	2	2	10	14
31	Joanna Williams	GBR	12	1		13
32	Elena TIKHANINA	RUS			12	12
33	Sarah Lang	USA			11	11
33	Marta Capurso	ITA	11			11
35	Stephanie BOUVIER	FRA	6	5		11
36	Mara ZINI	ITA		0		10
36	Miyuki Ozawa	JPN			10	10
38	Yvonne KUNZE	GER	1	9		10
39	Chantal BOER	NED		3		7
40	Amelie Goulet-Nadon	CAN				9
41	Shi-Je Kuo	TPE			8	8
41	Debbie PALMER	GBR	0	8		8
43	Marcela HRUZOVA	CZE				6
44	Lucie SVITLOVA	CZE				5
45	Marielle Lootsma	NED	0			4
46	Helene HADDERS	SWE				3
46	Marinella CANCLINI	ITA	3			3
48	Beth WHITNEE	CAN				2

[Back to 1999/2000 World Cup Rankings](#)

International Skating Union

Short Track World Ranking

Ladies 1000 m

World Ranking After 5 Competitions In A Series Of 6 Competitions

Montreal, Canada = CAN
 Salt Lake City, USA = USA
 Nobeyama, Japan = JPN
 Changchun, China = CHN
 Gothenburg, Sweden = SWE* (in progress)

Point totals and rankings may not reflect results from competitions in progress.
 Total (TOT) reflects best four.

Rank	Name		CAN	USA	JPN	CHN	SWE*	TOT
1	Evgenia RADANOVA	BUL	23	25	25	21	19	94
2	Hye-Won Park	KOR	21	23	24	20	24	92
3	Min-Kyung Choi	KOR	25	24	20	18		87
4	Yang Yang (S)	CHN	11	18	23	24	22	87
5	Chunlu WANG	CHN	20	22	19	23	8	84
6	Yang Yang (A)	CHN	22		0	25	25	72
7	Julie Goskowicz	USA		15	21	16	15	67
8	Chikage TANAKA	JPN	8	20	22	15		65
9	Annie PERREAULT	CAN	18	0	12	22		52
10	Yun-Mi Kim	KOR		19	16	17		52
11	Katia Zini	ITA	19	11			21	51
12	Amy PETERSON	USA	10	14	18	0	7	49
13	Ikue TESHIGAWARA	JPN	14	0	17	14		45
14	Tania VICENT	CAN	15	8		19		42
15	Evelina RODIGARI	ITA	13	10			17	40
16	Chantale Sevigny	CAN		16	14			30
17	Atsuko Takata	JPN		9	11	10		30
18	Alanna Kraus	CAN			15		10	25
19	Yvonne KUNZE	GER	12	13				25
20	Min-Jin Joo	KOR	24				0	24
21	Mara ZINI	ITA		4			20	24
22	Melanie de Lange	NED	3	5			16	24
23	Sang-Mi An	KOR					23	23
24	Dandan Sun	CHN		21				21
25	Sarah Lang	USA				13	6	19
26	Christine Boudrias	CAN	7			12		19
27	Amelie Goulet-Nadon	CAN					18	18
28	Erin Porter	USA	5		13			18
29	SARAH LINDSAY	GBR	6	12				18

30	Danielle Molendijk	NED		17		17
30	Marinella CANCLINI	ITA	17			17
32	Joanna Williams	GBR	16	0		16
33	Chantal BOER	NED			14	14
34	Maureen de Lange	NED			13	13
35	Marina GEORGIEVA	BUL	0		12	12
36	Daniela Vlaeva	BUL		1	11	12
37	Debbie PALMER	GBR	9	3		12
38	Elena TIKHANINA	RUS			11	11
39	Marcela HRUZOVA	CZE			9	9
39	Shi-Je Kuo	TPE			9	9
41	TATIANA NESTEROVA	RUS		7		7
42	Marielle Lootsma	NED	1	6		7
43	Helene HADDERS	SWE			5	5
44	Lucie SVITLOVA	CZE			4	4
44	Anouk Wiegiers	NED	4			4
46	Stephanie BOUVIER	FRA	2	2		4

[Back to 1999/2000 World Cup Rankings](#)

International Skating Union

Short Track World Ranking

Ladies Overall

World Ranking After 5 Competitions In A Series Of 6 Competitions

Montreal, Canada = CAN
 Salt Lake City, USA = USA
 Nobeyama, Japan = JPN
 Changchun, China = CHN
 Gothenburg, Sweden = SWE* (in progress)

Point totals and rankings may not reflect results from competitions in progress.
 Total (TOT) reflects best four.

Rank	Name		CAN	USA	JPN	CHN	SWE*	TOT
1	Yang Yang (A)	CHN	22		22	25	25	94
2	Evgenia RADANOVA	BUL	21	23	25	23	19	92
3	Min-Kyung Choi	KOR	25	25	18	22		90
4	Yang Yang (S)	CHN	19	24	23	21	22	90
5	Hye-Won Park	KOR	23	20	24	20	21	88
6	Chunlu WANG	CHN	20	18	19	24	20	83
7	Annie PERREAULT	CAN	18	21	17	19		75
8	Chikage TANAKA	JPN	11	19	20	15		65
9	Amy PETERSON	USA	12	15	14	12	11	53
10	Min-Jin Joo	KOR	24				23	47
11	Katia Zini	ITA	13	17			17	47
12	Julie Goskowicz	USA			16	13	12	41
13	Tania VICENT	CAN		22		17		39
14	Yun-Mi Kim	KOR			21	18		39
15	Evelina RODIGARI	ITA		16			18	34
16	Christine Boudrias	CAN	17			16		33
17	Ikue TESHIGAWARA	JPN	14	5		14		33
18	Melanie de Lange	NED	6	10			14	30
19	Alanna Kraus	CAN			13		16	29
20	Chantale Sevigny	CAN		14	15			29
21	Sang-Mi An	KOR					24	24
22	Erin Porter	USA	10		12			22
23	Joanna Williams	GBR	15	6				21
24	SARAH LINDSAY	GBR	8	13				21
25	Yvonne KUNZE	GER	9	12				21
26	Marinella CANCLINI	ITA	16					16
27	Stephanie BOUVIER	FRA	7	9				16
28	Mara ZINI	ITA					15	15
29	Marina GEORGIEVA	BUL					13	13
30	Danielle Molendijk	NED		11				11

30	Danielle Molendijk	NED		11		11		
30	Elena TIKHANINA	RUS			11	11		
32	Debbie PALMER	GBR	4	7		11		
33	Amelie Goulet-Nadon	CAN				10	10	
33	Shi-Je Kuo	TPE				10	10	
35	Sarah Lang	USA				9	9	
35	Daniela Vlaeva	BUL					9	9
37	TATIANA NESTEROVA	RUS		8				8
37	Marcela HRUZOVA	CZE					8	8
39	Lucie SVITLOVA	CZE					7	7
40	Helene HADDERS	SWE					6	6
41	Beth WHITNEE	CAN					5	5
41	Marielle Lootsma	NED		5				5

[Back to 1999/2000 World Cup Rankings](#)

International Skating Union

Ladies Teams
Gothenburg, Sweden
Jan 28 - 30, 2000

Ladies Team Classification

Rank	Name	500	1000	1500	Relay	Points	
1	CHINA	70	55	65	25	215	25
2	KOREA	54	47	65	24	190	24
3	ITALY	51	58	47	23	179	23
4	BULGARIA	43	42	43	22	150	22
5	United States	35	28	35	21	119	21
6	NETHERLANDS	26	43	30	20	119	20
7	CANADA	31	28	22	19	100	19

[Back to 1999/2000 World Cup Results](#)

International Skating Union

Short Track World Ranking

Ladies Teams

World Ranking After 5 Competitions In A Series Of 6 Competitions

Montreal, Canada = CAN
 Salt Lake City, USA = USA
 Nobeyama, Japan = JPN
 Changchun, China = CHN
 Gothenburg, Sweden = SWE* (in progress)

Point totals and rankings may not reflect results from competitions in progress.
 Total (TOT) reflects best four.

Rank	Name	CAN	USA	JPN	CHN	SWE*	TOT
1	CHINA	24	25	25	25	25	100
2	KOREA	25	24	24	24	24	97
3	CANADA	23	23	22	23	19	91
4	JAPAN	20	20	23	22		85
5	United States	18	21	21	21	21	84
6	ITALY	21	22			23	66
7	BULGARIA	22	19			22	63
8	NETHERLANDS	19	18			20	57

[Back to 1999/2000 World Cup Rankings](#)

International Skating Union

Short Track World Ranking

Ladies Relay

World Ranking After 5 Competitions In A Series Of 6 Competitions

Montreal, Canada = CAN
 Salt Lake City, USA = USA
 Nobeyama, Japan = JPN
 Changchun, China = CHN
 Gothenburg, Sweden = SWE* (in progress)

Point totals and rankings may not reflect results from competitions in progress.
 Total (TOT) reflects best four.

Rank	Name	CAN	USA	JPN	CHN	SWE*	TOT
1	CHINA	25	25	25	25	25	100
2	KOREA	24	22	24	24	24	96
3	CANADA	23	24	22	0	19	88
4	JAPAN	21	19	23	23		86
5	United States	0	20	21	22	21	84
6	BULGARIA	22	23			22	67
7	ITALY	19	21			23	63
8	NETHERLANDS	20	18			20	58

[Back to 1999/2000 World Cup Rankings](#)

2000 WORD CUP SHORT TRACK SPEED SKATING
27 - 29 JANUARY 2000
GOTHENBURG SWEDEN

Item : Results of races
Category : Men
Distance : 1500 meters
Qualifying round : Heats

race 1 pnt
1 76.Fabio CARTA ITA (34) 2:24.103 e
2 68.Bruno LOSCOS FRA (21) 2:24.251 e
3 82.Ho-Jin SEO KOR (13) 2:24.367 e
4 86.Dave VERSTEEG NED (8) 2:25.291 e
5 90.Gisle TVERLAND NOR (5) 2:26.016 e
6 69.Zsolt LAJOS HUN (3) 2:28.714 e

race 2 pnt
1 74.Denis ZASLAVSKY ISR (34) 2:30.080 e
2 83.Ryoung MIN KOR (21) 2:30.282 e
3 50.Pieter GYSEL BEL (13) 2:30.755 e
4 91.Mark JACKSON NZL (8) 2:31.966 e
5 71.Balazs KOVER HUN (5) 2:34.159 e

race 3 pnt
1 64.Ye LI CHN (34) 2:40.897 e
2 57.Jonathan GUILMETTE CAN (21) 2:40.990 e
3 85.Cees JUFFERMANS NED (13) 2:40.995 e
4 53.Assen PANDOV BUL (8) 2:43.237 e
5 92.Jonathan CLEINE NZL (5) 2:43.448 e

race 4 pnt
1 62.Yulong AN CHN (34) 2:27.802 e
2 79.Michele ANTONIOLI ITA (21) 2:28.090 e
3 67.David CHEVALIER FRA (13) 2:30.622 e
4 54.Kiril PANDOV BUL (8) 2:31.590 e
5 66.Vladimir BOHUSLAV CZE (5) 2:33.379 e

race 5 pnt
1 93.Martin JOHANSSON SWE (34) 2:28.302 e
2 77.Nicola FRANCESCHINA ITA (21) 2:28.319 e
3 80.Dong-Sung KIM KOR (13) 2:28.435 e
4 60.Mathieu TURCOTTE CAN (8) 2:28.491 e
5 89.Jeroen HUISKAMP NED (5) 2:30.268 e

race 6 pnt
1 61.JiaJun LI CHN (34) 2:36.637 e
2 56.Jeff SCHOLTEN CAN (21) 2:36.730 e
3 51.Simon VAN VOSSEL BEL (13) 2:36.804 e
4 73.Kornel SZANTO HUN (8) 2:36.917 e
5 52.Julian ANGELOV BUL (5) 2:40.205 e

2000 WORD CUP SHORT TRACK SPEED SKATING
27 - 29 JANUARY 2000
GOTHENBURG SWEDEN

Item : Results of races
Category : Men
Distance : 1500 meters
Qualifying round : Semi finals

race 1 pnt
1 76.Fabio CARTA ITA (34) 2:23.789 e
2 61.JiaJun LI CHN (21) 2:23.834 e
3 77.Nicola FRANCESCHINA ITA (13) 2:23.994 e
4 83.Ryoung MIN KOR (8) 2:24.001 e
5 85.Cees JUFFERMANS NED (5) 2:24.211 e
6 67.David CHEVALIER FRA (3) 2:30.916 e

race 2 pnt
1 57.Jonathan GUILMETTE CAN (34) 2:28.288 e
2 79.Michele ANTONIOLI ITA (21) 2:28.628 e
3 82.Ho-Jin SEO KOR (13) 2:28.704 e
4 51.Simon VAN VOSSEL BEL (8) 2:29.100 e
5 93.Martin JOHANSSON SWE (5) 2:30.590 e
74.Denis ZASLAVSKY ISR () 0:00.000 e Disq.

race 3 pnt
1 64.Ye LI CHN (34) 2:25.428 e
2 62.Yulong AN CHN (21) 2:25.559 e
3 56.Jeff SCHOLTEN CAN (13) 2:26.206 e
4 80.Dong-Sung KIM KOR (8) 2:27.117 e
5 68.Bruno LOSCOS FRA (5) 2:27.857 e
6 50.Pieter GYSEL BEL (3) 2:30.187 e

2000 WORD CUP SHORT TRACK SPEED SKATING
27 - 29 JANUARY 2000
GOTHENBURG SWEDEN

Item : Distance classification after Final 1500 mete
Category : Men
Distance : 1500 meters
Qualifying round : Final

Rank	No.	Name			
Final					
1	57.	Jonathan GUILMETTE	CAN	1st	2:29.602
2	61.	JiaJun LI	CHN	2nd	2:29.625
3	76.	Fabio CARTA	ITA	3rd	2:29.769
4	79.	Michele ANTONIOLI	ITA	4th	2:29.877
Semi Finals					
5	64.	Ye LI	CHN		
6	62.	Yulong AN	CHN		
7	77.	Nicola FRANCESCHINA	ITA		
8	56.	Jeff SCHOLTEN	CAN		
9	82.	Ho-Jin SEO	KOR		
10	83.	Ryoung MIN	KOR		
11	80.	Dong-Sung KIM	KOR		
12	51.	Simon VAN VOSSEL	BEL		
13	85.	Cees JUFFERMANS	NED		
14	68.	Bruno LOSCOS	FRA		
15	93.	Martin JOHANSSON	SWE		
16	50.	Pieter GYSEL	BEL		
17	67.	David CHEVALIER	FRA		
Heats					
18	74.	Denis ZASLAVSKY	ISR		
19	86.	Dave VERSTEEG	NED		
20	60.	Mathieu TURCOTTE	CAN		
21	54.	Kiril PANDOV	BUL		
22	91.	Mark JACKSON	NZL		
23	73.	Kornel SZANTO	HUN		
24	53.	Assen PANDOV	BUL		
25	90.	Gisle TVERLAND	NOR		
26	89.	Jeroen HUISKAMP	NED		
27	66.	Vladimir BOHUSLAV	CZE		
28	71.	Balazs KOVER	HUN		
29	52.	Julian ANGELOV	BUL		
30	92.	Jonathan CLEINE	NZL		
31	69.	Zsolt LAJOS	HUN		

2000 WORD CUP SHORT TRACK SPEED SKATING
27 - 29 JANUARY 2000
GOTHENBURG SWEDEN

Item : Results of races
Category : Men
Distance : 1500 meters
Qualifying round : Final

race	1		pnt			
1	57.Jonathan GUILMETTE	CAN	(34)	2:29.602	e	
2	61.JiaJun LI	CHN	(21)	2:29.625	e	
3	76.Fabio CARTA	ITA	(13)	2:29.769	e	
4	79.Michele ANTONIOLI	ITA	(8)	2:29.877	e	
	64.Ye LI	CHN	()	0:00.000	e	Disq.
	62.Yulong AN	CHN	()	0:00.000	e	Disq.

2000 WORD CUP SHORT TRACK SPEED SKATING
27 - 29 JANUARY 2000
GOTHENBURG SWEDEN

Item : Results of races
Category : Men
Distance : 500 meters
Qualifying round : Heats

race 1			pnt		
1	56.Jeff SCHOLTEN	CAN	(34)	0:43.849	e
2	80.Dong-Sung KIM	KOR	(21)	0:44.377	e
3	67.David CHEVALIER	FRA	(13)	0:44.814	e
race 2			pnt		
1	61.JiaJun LI	CHN	(34)	0:44.056	e
2	93.Martin JOHANSSON	SWE	(21)	0:44.111	e
3	50.Pieter GYSEL	BEL	(13)	0:44.221	e
4	92.Jonathan CLEINE	NZL	(8)	0:45.967	e
race 3			pnt		
1	77.Nicola FRANCESCHINA	ITA	(34)	0:43.300	e
2	60.Mathieu TURCOTTE	CAN	(21)	0:43.327	e
3	73.Kornel SZANTO	HUN	(13)	0:43.615	e
4	86.Dave VERSTEEG	NED	(8)	0:44.757	e
race 4			pnt		
1	76.Fabio CARTA	ITA	(34)	0:44.408	e
2	74.Denis ZASLAVSKY	ISR	(21)	0:44.469	e
3	52.Julian ANGELOV	BUL	(13)	0:46.849	e
	70.Balazs KNOCH	HUN	()	0:00.000	e No Start
race 5			pnt		
1	57.Jonathan GUILMETTE	CAN	(34)	0:44.001	e
2	85.Cees JUFFERMANS	NED	(21)	0:44.178	e
3	90.Gisle TVERLAND	NOR	(13)	0:44.302	e
4	51.Simon VAN VOSSEL	BEL	(8)	0:44.972	e
race 6			pnt		
1	62.Yulong AN	CHN	(34)	0:43.985	e
2	82.Ho-Jin SEO	KOR	(21)	0:44.985	e
3	91.Mark JACKSON	NZL	(13)	0:45.171	e
	53.Assen PANDOV	BUL	()	0:00.000	e Disq.
race 7			pnt		
1	83.Ryoung MIN	KOR	(34)	0:44.635	e
2	79.Michele ANTONIOLI	ITA	(21)	0:44.745	e
3	89.Jeroen HUISKAMP	NED	(13)	0:44.797	e
4	66.Vladimir BOHUSLAV	CZE	(8)	0:46.310	e
race 8			pnt		
1	64.Ye LI	CHN	(34)	0:44.617	e
2	68.Bruno LOSCOS	FRA	(21)	0:44.707	e
3	69.Zsolt LAJOS	HUN	(13)	0:46.010	e
4	54.Kiril PANDOV	BUL	(8)	0:46.143	e

2000 WORD CUP SHORT TRACK SPEED SKATING
27 - 29 JANUARY 2000
GOTHENBURG SWEDEN

Item : Results of races
 Category : Men
 Distance : 500 meters
 Qualifying round : Quarter finals

race 1			pnt		
1	61.JiaJun LI	CHN	(34)	0:43.031	e
2	60.Mathieu TURCOTTE	CAN	(21)	0:43.147	e
3	83.Ryoung MIN	KOR	(13)	0:43.337	e
4	68.Bruno LOSCOS	FRA	(8)	0:43.423	e
race 2			pnt		
1	77.Nicola FRANCESCHINA	ITA	(34)	0:43.667	e
2	85.Cees JUFFERMANS	NED	(21)	0:43.777	e
3	62.Yulong AN	CHN	(13)	0:57.198	e Adv.
	93.Martin JOHANSSON	SWE	()	0:00.000	e Disq.
race 3			pnt		
1	57.Jonathan GUILMETTE	CAN	(34)	0:43.992	e
2	76.Fabio CARTA	ITA	(21)	0:44.256	e
3	82.Ho-Jin SEO	KOR	(13)	0:44.584	e
4	80.Dong-Sung KIM	KOR	(8)	0:45.433	e
race 4			pnt		
1	56.Jeff SCHOLTEN	CAN	(34)	0:42.952	e
2	64.Ye LI	CHN	(21)	0:43.124	e
3	74.Denis ZASLAVSKY	ISR	(13)	0:43.285	e
4	79.Michele ANTONIOLI	ITA	(8)	0:44.067	e

2000 WORD CUP SHORT TRACK SPEED SKATING
27 - 29 JANUARY 2000
GOTHENBURG SWEDEN

Item : Distance classification after 500 mete
Category : Men
Distance : 500 meters
Qualifying round :

Rank	No.	Name			
Final					
1	61.	JiaJun LI	CHN	1st	0:42.448
2	60.	Mathieu TURCOTTE	CAN	2nd	0:42.703
3	76.	Fabio CARTA	ITA	3rd	0:43.690
Semi Finals					
4	62.	Yulong AN	CHN		
5	85.	Cees JUFFERMANS	NED		
6	64.	Ye LI	CHN		
7	57.	Jonathan GUILMETTE	CAN		
8	56.	Jeff SCHOLTEN	CAN		
9	77.	Nicola FRANCESCHINA	ITA		
Quarter Finals					
10	74.	Denis ZASLAVSKY	ISR		
11	83.	Ryoung MIN	KOR		
12	82.	Ho-Jin SEO	KOR		
13	68.	Bruno LOSCOS	FRA		
14	79.	Michele ANTONIOLI	ITA		
15	80.	Dong-Sung KIM	KOR		
Heats					
16	93.	Martin JOHANSSON	SWE		
17	73.	Kornel SZANTO	HUN		
18	50.	Pieter GYSEL	BEL		
19	90.	Gisle TVERLAND	NOR		
20	89.	Jeroen HUIKAMP	NED		
21	67.	David CHEVALIER	FRA		
22	91.	Mark JACKSON	NZL		
23	69.	Zsolt LAJOS	HUN		
24	52.	Julian ANGELOV	BUL		
25	86.	Dave VERSTEEG	NED		
26	51.	Simon VAN VOSSEL	BEL		
27	92.	Jonathan CLEINE	NZL		
28	54.	Kiril PANDOV	BUL		
29	66.	Vladimir BOHUSLAV	CZE		

2000 WORD CUP SHORT TRACK SPEED SKATING
27 - 29 JANUARY 2000
GOTHENBURG SWEDEN

Item : Results of races
Category : Men
Distance : 500 meters
Qualifying round : Semi finals

race 1

			pnt		
1	60.Mathieu TURCOTTE	CAN	(34)	0:43.033	e
2	62.Yulong AN	CHN	(21)	0:43.037	e
3	64.Ye LI	CHN	(13)	0:43.154	e
4	57.Jonathan GUILMETTE	CAN	(8)	0:43.343	e
5	77.Nicola FRANCESCHINA	ITA	(5)	0:45.418	e

race 2

			pnt		
1	61.JiaJun LI	CHN	(34)	0:42.932	e
2	76.Fabio CARTA	ITA	(21)	0:43.019	e
3	85.Cees JUFFERMANS	NED	(13)	0:43.087	e
4	56.Jeff SCHOLTEN	CAN	(8)	0:43.355	e

2000 WORD CUP SHORT TRACK SPEED SKATING
27 - 29 JANUARY 2000
GOTHENBURG SWEDEN

Item : Results of races
Category : Men
Distance : 500 meters
Qualifying round : Final

race	1		pnt			
1	61.JiaJun LI	CHN	(34)	0:42.448	e	
2	60.Mathieu TURCOTTE	CAN	(21)	0:42.703	e	
3	76.Fabio CARTA	ITA	(13)	0:43.690	e	
	62.Yulong AN	CHN	()	0:00.000	e	Disq.

2000 WORD CUP SHORT TRACK SPEED SKATING
27 - 29 JANUARY 2000
GOTHENBURG SWEDEN

Item : Results of races
Category : Men
Distance : 1000 meters
Qualifying round : Heats

race 1			pnt		
1	80.Dong-Sung KIM	KOR	(34)	1:42.749	e
2	50.Pieter GYSEL	BEL	(21)	1:42.924	e
3	69.Zsolt LAJOS	HUN	(13)	1:43.020	e
race 2			pnt		
1	85.Cees JUFFERMANS	NED	(34)	1:38.071	e
2	54.Kiril PANDOV	BUL	(21)	1:38.656	e
3	74.Denis ZASLAVSKY	ISR	(13)	2:11.437	e
	73.Kornel SZANTO	HUN	()	0:00.000	e Disq.
race 3			pnt		
1	57.Jonathan GUILMETTE	CAN	(34)	1:36.638	e
2	87.Alex VELZEBOER	NED	(21)	1:36.963	e
3	51.Simon VAN VOSSEL	BEL	(13)	1:38.282	e
4	72.Krisztian SZABO	HUN	(8)	1:39.700	e
race 4			pnt		
1	76.Fabio CARTA	ITA	(34)	1:39.993	e
2	93.Martin JOHANSSON	SWE	(21)	1:40.014	e
3	64.Ye LI	CHN	(13)	1:40.113	e
	86.Dave VERSTEEG	NED	()	0:00.000	e No Start
race 5			pnt		
1	56.Jeff SCHOLTEN	CAN	(34)	1:34.333	e
2	68.Bruno LOSCOS	FRA	(21)	1:34.708	e
3	77.Nicola FRANCESCHINA	ITA	(13)	1:34.726	e
4	52.Julian ANGELOV	BUL	(8)	1:37.009	e
race 6			pnt		
1	62.Yulong AN	CHN	(34)	1:34.455	e
2	82.Ho-Jin SEO	KOR	(21)	1:34.504	e
3	90.Gisle TVERLAND	NOR	(13)	1:34.860	e
	79.Michele ANTONIOLI	ITA	()	0:00.000	e Disq.
race 7			pnt		
1	61.JiaJun LI	CHN	(34)	1:35.900	e
2	91.Mark JACKSON	NZL	(21)	1:36.193	e
3	53.Assen PANDOV	BUL	(13)	1:36.663	e
4	66.Vladimir BOHUSLAV	CZE	(8)	1:36.715	e
race 8			pnt		
1	60.Mathieu TURCOTTE	CAN	(34)	1:35.695	e
2	83.Ryoung MIN	KOR	(21)	1:35.884	e
3	67.David CHEVALIER	FRA	(13)	1:36.345	e
4	92.Jonathan CLEINE	NZL	(8)	1:37.468	e

2000 WORD CUP SHORT TRACK SPEED SKATING
27 - 29 JANUARY 2000
GOTHENBURG SWEDEN

Item : Results of races
Category : Men
Distance : 1000 meters
Qualifying round : Quarter finals

race 1 pnt
1 76.Fabio CARTA ITA (34) 1:33.105 e
2 56.Jeff SCHOLTEN CAN (21) 1:33.498 e
3 50.Pieter GYSEL BEL (13) 1:34.702 e
4 82.Ho-Jin SEO KOR (8) 1:46.819 e

race 2 pnt
1 61.JiaJun LI CHN (34) 1:33.471 e
2 83.Ryoung MIN KOR (21) 1:33.526 e
3 85.Cees JUFFERMANS NED (13) 1:33.614 e
4 87.Alex VELZEBOER NED (8) 1:33.872 e

race 3 pnt
1 62.Yulong AN CHN (34) 1:34.116 e
2 68.Bruno LOSCOS FRA (21) 1:34.181 e
3 57.Jonathan GUILMETTE CAN (13) 1:34.203 e
4 54.Kiril PANDOV BUL (8) 1:37.435 e

race 4 pnt
1 60.Mathieu TURCOTTE CAN (34) 1:36.337 e
2 80.Dong-Sung KIM KOR (21) 1:36.594 e
3 93.Martin JOHANSSON SWE (13) 1:36.792 e
4 91.Mark JACKSON NZL (8) 1:38.247 e

2000 WORD CUP SHORT TRACK SPEED SKATING
27 - 29 JANUARY 2000
GOTHENBURG SWEDEN

Item : Results of races
Category : Men
Distance : 1000 meters
Qualifying round : Semi finals

race	1		pnt			
1	62.Yulong AN	CHN	(34)	1:31.417	e	
2	80.Dong-Sung KIM	KOR	(21)	1:31.786	e	
3	56.Jeff SCHOLTEN	CAN	(13)	1:32.330	e	Adv.
	61.JiaJun LI	CHN	()	0:00.000	e	Disq.

race	2		pnt			
1	60.Mathieu TURCOTTE	CAN	(34)	1:33.451	e	
2	76.Fabio CARTA	ITA	(21)	1:33.556	e	
3	83.Ryoung MIN	KOR	(13)	1:33.810	e	
	68.Bruno LOSCOS	FRA	()	0:00.000	e	Disq.

2000 WORD CUP SHORT TRACK SPEED SKATING
27 - 29 JANUARY 2000
GOTHENBURG SWEDEN

Item : Results of races
Category : Men
Distance : 1000 meters
Qualifying round : Final

race	1		pnt		
1	62.Yulong AN	CHN	(34)	1:30.308 e	
2	60.Mathieu TURCOTTE	CAN	(21)	1:30.340 e	
3	80.Dong-Sung KIM	KOR	(13)	1:30.521 e	
4	56.Jeff SCHOLTEN	CAN	(8)	1:31.515 e	
	76.Fabio CARTA	ITA	()	0:00.000 e	Disq.

2000 WORD CUP SHORT TRACK SPEED SKATING
27 - 29 JANUARY 2000
GOTHENBURG SWEDEN

Item : Distance classification after Final 1000 mete
Category : Men
Distance : 1000 meters
Qualifying round : Final

Rank No.Name

Final
1 62.Yulong AN CHN 1st 1:30.308
2 60.Mathieu TURCOTTE CAN 2nd 1:30.340
3 80.Dong-Sung KIM KOR 3rd 1:30.521
4 56.Jeff SCHOLTEN CAN 4th 1:31.515

Semi Finals
5 76.Fabio CARTA ITA
6 83.Ryoung MIN KOR

Quarter Finals
7 61.JiaJun LI CHN
8 68.Bruno LOSCOS FRA
9 85.Cees JUFFERMANS NED
10 57.Jonathan GUILMETTE CAN
11 50.Pieter GYSEL BEL
12 93.Martin JOHANSSON SWE
13 87.Alex VELZEBOER NED
14 54.Kiril PANDOV BUL
15 91.Mark JACKSON NZL
16 82.Ho-Jin SEO KOR

Heats
17 77.Nicola FRANCESCHINA ITA
18 90.Gisle TVERLAND NOR
19 67.David CHEVALIER FRA
20 53.Assen PANDOV BUL
21 51.Simon VAN VOSSEL BEL
22 64.Ye LI CHN
23 69.Zsolt LAJOS HUN
24 74.Denis ZASLAVSKY ISR
25 66.Vladimir BOHUSLAV CZE
26 52.Julian ANGELOV BUL
27 92.Jonathan CLEINE NZL
28 72.Krisztian SZABO HUN

2000 WORD CUP SHORT TRACK SPEED SKATING
27 - 29 JANUARY 2000
GOTHENBURG SWEDEN

Item : Results of races
Category : Men
Distance : 3000 meters
Qualifying round : Final

race	1		pnt		
1	76.Fabio CARTA	ITA	(34)	5:21.138	e
2	56.Jeff SCHOLTEN	CAN	(21)	5:21.362	e
3	57.Jonathan GUILMETTE	CAN	(13)	5:21.410	e
4	61.JiaJun LI	CHN	(8)	5:21.417	e
5	62.Yulong AN	CHN	(5)	5:21.448	e
6	79.Michele ANTONIOLI	ITA	(3)	5:21.721	e
7	80.Dong-Sung KIM	KOR	(2)	5:21.732	e
8	60.Mathieu TURCOTTE	CAN	(1)	6:02.138	e

2000 WORD CUP SHORT TRACK SPEED SKATING
27 - 29 JANUARY 2000
GOTHENBURG SWEDEN

Item : Distance classification after Final 3000 mete
Category : Men
Distance : 3000 meters
Qualifying round : Final

Rank No.Name

Final

1	76.Fabio CARTA	ITA	1st	5:21.138
2	56.Jeff SCHOLTEN	CAN	2nd	5:21.362
3	57.Jonathan GUILMETTE	CAN	3rd	5:21.410
4	61.JiaJun LI	CHN	4th	5:21.417
5	62.Yulong AN	CHN	5th	5:21.448
6	79.Michele ANTONIOLI	ITA	6th	5:21.721
7	80.Dong-Sung KIM	KOR	7th	5:21.732
8	60.Mathieu TURCOTTE	CAN	8th	6:02.138

2000 WORD CUP SHORT TRACK SPEED SKATING
27 - 29 JANUARY 2000
GOTHENBURG SWEDEN

Item : Classification after Final 3000 meters
Category : Men
Distance : 3000 meters
Qualifying round : Final

Rank	No.	Name		
1	61.	JiaJun LI	CHN	63
2	76.	Fabio CARTA	ITA	60
3	57.	Jonathan GUILMETTE	CAN	47
4	60.	Mathieu TURCOTTE	CAN	43
5	62.	Yulong AN	CHN	39
6	56.	Jeff SCHOLTEN	CAN	29
7	80.	Dong-Sung KIM	KOR	15
8	79.	Michele ANTONIOLI	ITA	11
9	64.	Ye LI	CHN	(149)
10	83.	Ryoung MIN	KOR	(131)
11	77.	Nicola FRANCESCHINA	ITA	(120)
12	85.	Cees JUFFERMANS	NED	(120)
13	68.	Bruno LOSCOS	FRA	(97)
14	93.	Martin JOHANSSON	SWE	(94)
15	82.	Ho-Jin SEO	KOR	(89)
16	74.	Denis ZASLAVSKY	ISR	(81)
17	50.	Pieter GYSEL	BEL	(63)
18	91.	Mark JACKSON	NZL	(50)
19	54.	Kiril PANDOV	BUL	(45)
20	67.	David CHEVALIER	FRA	(42)
21	51.	Simon VAN VOSSEL	BEL	(42)
22	90.	Gisle TVERLAND	NOR	(31)
23	69.	Zsolt LAJOS	HUN	(29)
24	52.	Julian ANGELOV	BUL	(26)
25	73.	Kornel SZANTO	HUN	(21)
26	53.	Assen PANDOV	BUL	(21)
27	66.	Vladimir BOHUSLAV	CZE	(21)
28	92.	Jonathan CLEINE	NZL	(21)

2000 WORD CUP SHORT TRACK SPEED SKATING
27 - 29 JANUARY 2000
GOTHENBURG SWEDEN

Item : Master Control Sheet
Category : Men
Distance : Individual
Qualifying round : All

Distance		1500	1500	1500	500	500	500	500	1000	1000	1000	1000	3000	FINAL	SEEDING
Qualifying Round		hts	sf	fin	hts	qf	sf	fin	hts	qf	sf	fin	fin	POINTS	POINTS
50.Pieter GYSEL	BEL	13	3	0	13	0	0	0	21	13	0	0	0	0	(63)
51.Simon VAN VOSSEL	BEL	13	8	0	8	0	0	0	13	0	0	0	0	0	(42)
52.Julian ANGELOV	BUL	5	0	0	13	0	0	0	8	0	0	0	0	0	(26)
53.Assen PANDOV	BUL	8	0	0	dq	0	0	0	13	0	0	0	0	0	(21)
54.Kiril PANDOV	BUL	8	0	0	8	0	0	0	21	8	0	0	0	0	(45)
55.Miroslav BOIADJIEV	BUL	0	0	0	0	0	0	0	0	0	0	0	0	0	(0)
56.Jeff SCHOLTEN	CAN	21	13	0	34	34	8	0	34	21	13	8	21	29	(207)
57.Jonathan GUILMETTE	CAN	21	34	34	34	34	8	0	34	13	0	0	13	47	(225)
58.Jean-Francois MONETTE	CAN	0	0	0	0	0	0	0	0	0	0	0	0	0	(0)
59.Steve ROBILLARD	CAN	0	0	0	0	0	0	0	0	0	0	0	0	0	(0)
60.Mathieu TURCOTTE	CAN	8	0	0	21	21	34	21	34	34	34	21	1	43	(229)
61.JiaJun LI	CHN	34	21	21	34	34	34	34	34	34	dq	0	8	63	(288)
62.Yulong AN	CHN	34	21	dq	34	13	21	dq	34	34	34	34	5	39	(264)
63.Kai FENG	CHN	0	0	0	0	0	0	0	0	0	0	0	0	0	(0)
64.Ye LI	CHN	34	34	dq	34	21	13	0	13	0	0	0	0	0	(149)
65.Ye YUAN	CHN	0	0	0	0	0	0	0	0	0	0	0	0	0	(0)
66.Vladimir BOHUSLAV	CZE	5	0	0	8	0	0	0	8	0	0	0	0	0	(21)
67.David CHEVALIER	FRA	13	3	0	13	0	0	0	13	0	0	0	0	0	(42)
68.Bruno LOSCOS	FRA	21	5	0	21	8	0	0	21	21	dq	0	0	0	(97)
69.Zsolt LAJOS	HUN	3	0	0	13	0	0	0	13	0	0	0	0	0	(29)
70.Balazs KNOCH	HUN	0	0	0	0	0	0	0	0	0	0	0	0	0	(0)
71.Balazs KOVER	HUN	5	0	0	0	0	0	0	0	0	0	0	0	0	(5)
72.Krisztian SZABO	HUN	0	0	0	0	0	0	0	8	0	0	0	0	0	(8)
73.Kornel SZANTO	HUN	8	0	0	13	0	0	0	dq	0	0	0	0	0	(21)
74.Denis ZASLAVSKY	ISR	34	dq	0	21	13	0	0	13	0	0	0	0	0	(81)
75.Manuel CORSO	ITA	0	0	0	0	0	0	0	0	0	0	0	0	0	(0)
76.Fabio CARTA	ITA	34	34	13	34	21	21	13	34	34	21	dq	34	60	(293)
77.Nicola FRANCESCHINA	ITA	21	13	0	34	34	5	0	13	0	0	0	0	0	(120)
78.Maurizio CARNINO	ITA	0	0	0	0	0	0	0	0	0	0	0	0	0	(0)
79.Michele ANTONIOLI	ITA	21	21	8	21	8	0	0	dq	0	0	0	3	11	(82)
80.Dong-Sung KIM	KOR	13	8	0	21	8	0	0	34	21	21	13	2	15	(141)
81.Seung-Jae LEE	KOR	0	0	0	0	0	0	0	0	0	0	0	0	0	(0)
82.Ho-Jin SEO	KOR	13	13	0	21	13	0	0	21	8	0	0	0	0	(89)
83.Ryoung MIN	KOR	21	8	0	34	13	0	0	21	21	13	0	0	0	(131)
84.Se-Jong OH	KOR	0	0	0	0	0	0	0	0	0	0	0	0	0	(0)
85.Cees JUFFERMANS	NED	13	5	0	21	21	13	0	34	13	0	0	0	0	(120)
86.Dave VERSTEEG	NED	8	0	0	8	0	0	0	0	0	0	0	0	0	(16)
87.Alex VELZEBOER	NED	0	0	0	0	0	0	0	21	8	0	0	0	0	(29)
88.Joost SMIT	NED	0	0	0	0	0	0	0	0	0	0	0	0	0	(0)
89.Jeroen HUIKAMP	NED	5	0	0	13	0	0	0	0	0	0	0	0	0	(18)
90.Gisle TVERLAND	NOR	5	0	0	13	0	0	0	13	0	0	0	0	0	(31)
91.Mark JACKSON	NZL	8	0	0	13	0	0	0	21	8	0	0	0	0	(50)
92.Jonathan CLEINE	NZL	5	0	0	8	0	0	0	8	0	0	0	0	0	(21)
93.Martin JOHANSSON	SWE	34	5	0	21	dq	0	0	21	13	0	0	0	0	(94)

2000 WORD CUP SHORT TRACK SPEED SKATING
27 - 29 JANUARY 2000
GOTHENBURG SWEDEN

Item : Results of races
Category : Men
Distance : relay
Qualifying round : Semi finals

race 1

			pnt		
1	8.	ITALY	ITA	(34)	7:03.575 e
2	9.	KOREA	KOR	(21)	7:03.739 e
3	10.	NETHERLANDS	NED	(13)	7:07.910 e

race 2

				pnt		
1	3.	CANADA	CAN	(34)	7:12.317 e	
2	7.	HUNGARY	HUN	(21)	7:15.369 e	
3	2.	BULGARIA	BUL	(13)	7:17.756 e	
	4.	CHINA	CHN	()	0:00.000 e	Disq.

2000 WORD CUP SHORT TRACK SPEED SKATING
27 - 29 JANUARY 2000
GOTHENBURG SWEDEN

final Relay Men

race 84

			pnt	
1	9. KOREA	KOR	34	7:13.750 e
2	8. ITALY	ITA	21	7:13.939 e
3	3. CANADA	CAN	13	7:14.038 e
4	7. HUNGARY	HUN	8	7:20.103 e

Item : Relay participation
 Category : Men
 Distance : relay
 Qualifying round : Final

RELAY PARTICIPATION Men

	P	H	Q	S	F
2. BULGARIA					
52. Julian ANGELOV	-	-	-	X	-
53. Assen PANDOV	-	-	-	X	-
54. Kiril PANDOV	-	-	-	X	-
55. Miroslav BOIADJIEV	-	-	-	X	-
3. CANADA					
56. Jeff SCHOLTEN	-	-	-	X	X
57. Jonathan GUILMETTE	-	-	-	X	X
58. Jean-Francois MONETT	-	-	-	X	X
59. Steve ROBILLARD	-	-	-	-	-
60. Mathieu TURCOTTE	-	-	-	X	X
4. CHINA					
61. JiaJun LI	-	-	-	X	-
62. Yulong AN	-	-	-	X	-
63. Kai FENG	-	-	-	-	-
64. Ye LI	-	-	-	X	-
65. Ye YUAN	-	-	-	X	-
7. HUNGARY					
69. Zsolt LAJOS	-	-	-	X	X
70. Balazs KNOCH	-	-	-	X	X
71. Balazs KOVER	-	-	-	X	X
72. Krisztian SZABO	-	-	-	-	-
73. Kornel SZANTO	-	-	-	X	X
8. ITALY					
75. Manuel CORSO	-	-	-	-	-
76. Fabio CARTA	-	-	-	X	X
77. Nicola FRANCESCHINA	-	-	-	X	X
78. Maurizio CARNINO	-	-	-	X	X
79. Michele ANTONIOLI	-	-	-	X	X
9. KOREA					
80. Dong-Sung KIM	-	-	-	X	X
81. Seung-Jae LEE	-	-	-	-	-
82. Ho-Jin SEO	-	-	-	X	X
83. Ryoung MIN	-	-	-	X	X
84. Se-Jong OH	-	-	-	X	X
10. NETHERLANDS					
85. Cees JUFFERMANS	-	-	-	X	-
86. Dave VERSTEEG	-	-	-	X	-
87. Alex VELZEBOER	-	-	-	X	-
88. Joost SMIT	-	-	-	X	-
89. Jeroen HUISKAMP	-	-	-	-	-

2000 WORD CUP SHORT TRACK SPEED SKATING
27 - 29 JANUARY 2000
GOTHENBURG SWEDEN

Item : Master Control Sheet

Category : Men

Distance : Relay

Qualifying round : All

Distance

Qualifying Round

		Rel.	Rel.	FINAL	SEEDING
		sf	fin	POINTS	POINTS
1. BELGIUM	BEL	0	0	0	(0)
2. BULGARIA	BUL	13	8	8	(42)
3. CANADA	CAN	34	13	13	(55)
4. CHINA	CHN	dq	34	34	(68)
5. CZHECH REP	CZE	0	0	0	(0)
6. FRANCE	FRA	0	0	0	(0)
7. HUNGARY	HUN	21	8	8	(29)
8. ITALY	ITA	34	21	34	(89)
9. KOREA	KOR	21	34	55	(110)
10. NETHERLANDS	NED	13	0	0	(26)
11. NORWAY	NOR	0	0	0	(0)
12. NEW ZEELAND	NZL	0	0	0	(0)
13. ISRAEL	ISR	0	0	0	(0)
14. SWEDEN	SWE	0	0	0	(0)

International Skating Union

Short Track World Ranking

Mens 1500 m

World Ranking After 5 Competitions In A Series Of 6 Competitions

Montreal, Canada = CAN
 Salt Lake City, USA = USA
 Nobeyama, Japan = JPN
 Changchun, China = CHN
 Gothenburg, Sweden = SWE* (in progress)

Point totals and rankings may not reflect results from competitions in progress.
 Total (TOT) reflects best four.

Rank	Name		CAN	USA	JPN	CHN	SWE*	TOT
1	Dong-Sung KIM	KOR	24	25	24	15	15	88
2	Ryoung Min	KOR	25	20	22	20	16	87
3	JiaJun Li	CHN	23	22	17	11	24	86
4	Fabio CARTA	ITA	21	23	19		23	86
5	Yulong AN	CHN	8	21	20	22	20	83
6	Satoru TERAO	JPN	9	24	25	21		79
7	Kai FENG	CHN	19	18	13	24		74
8	Apolo Anton OHNO	USA	22	6	14	25		67
9	Michele ANTONIOLI	ITA	17	16	12		22	67
10	Bruno LOSCOS	FRA	18	11	21	0	12	62
11	Francois-Louis Tremblay	CAN	10	12	23	16		61
12	Rusty SMITH	USA	2	9	18	23		52
13	Jonathan GUILMETTE	CAN	7			19	25	51
14	Simon VAN VOSSEL	BEL	13	17			14	44
15	Nicola FRANCESCHINA	ITA	14	7			19	40
16	Seung-Jae Lee	KOR	20	0	0	17		37
17	Denis Zaslavsky	ISR	11	15			8	34
18	Steven BRADBURY	AUS			15	12		27
19	Takafumi Nishitani	JPN			8	18		26
20	Andrew Quinn	CAN	16		10			26
21	Yugo Shinohara	JPN	12	13				25
22	Ye LI	CHN					21	21
23	HAYATO SUEYOSHI	JPN			7	14		21
24	Sebastian Praus	GER	0	19				19
25	Cees Juffermans	NED	6	0			13	19
26	David CHEVALIER	FRA	0	10			9	19
27	Jeff SCHOLTEN	CAN					18	18
28	Derrick Campbell	CAN		5		13		18
29	Balazs KNOCH	HUN			11	7		18

30	Mark Mc Nee	AUS			9	9		18
31	Ho-Jin SEO	KOR					17	17
32	Kornel Szanto	HUN			4	10	3	17
33	Nicola Rodigari	ITA			16			16
34	Nicky GOOCH	GBR	15	0				15
35	Dave VERSTEEG	NED	0	8			7	15
36	Holger Helas	GER	0	14				14
37	Martin JOHANSSON	SWE	0	3			11	14
38	Joshua Marden	AUS			3	8		11
39	Pieter Gysel	BEL					10	10
40	Tom O'Hare	USA			6	3		9
41	Mark JACKSON	NZL	0	0	5		4	9
42	Zsolt Lajos	HUN			2	6	0	8
43	Takehiro Kodera	JPN	3	4				7
44	Mathieu Turcotte	CAN					6	6
45	Oleg GLEBOV	RUS				5		5
45	Kiril Pandov	BUL					5	5
45	Daniel Weinstein	USA	5					5
48	Leon Flack	GBR	4					4
48	Alexei IVLIEV	RUS				4		4
50	Assen Pandov	BUL					2	2
50	Anton Cheshukin	RUS				2		2
50	BAT-ORGIL BATCHULUUN	MGL		2				2
53	Gregory Durand	FRA	1					1
53	Matthew JASPER	GBR	0	1				1
53	Eric BEDARD	CAN		0	1			1
53	Yen-Hsin Chiang	TPE				1		1
53	Gisle TVERLAND	NOR	0				1	1

[Back to 1999/2000 World Cup Rankings](#)

International Skating Union

Short Track World Ranking

Mens 500 m

World Ranking After 5 Competitions In A Series Of 6 Competitions

Montreal, Canada = CAN
 Salt Lake City, USA = USA
 Nobeyama, Japan = JPN
 Changchun, China = CHN
 Gothenburg, Sweden = SWE* (in progress)

Point totals and rankings may not reflect results from competitions in progress.
 Total (TOT) reflects best four.

Rank	Name		CAN	USA	JPN	CHN	SWE*	TOT
1	JiaJun Li	CHN	11	25	24	25	25	99
2	Dong-Sung KIM	KOR	25	24	23	24	11	96
3	Satoru TERAO	JPN	21	17	25	23		86
4	Francois-Louis Tremblay	CAN	24	20	14	21		79
5	Fabio CARTA	ITA	23	15	16		23	77
6	Apolo Anton OHNO	USA	22	23	10	16		71
7	Yulong AN	CHN	14	12	17	18	22	71
8	Takafumi Nishitani	JPN	9	19	22	19		69
9	Kai FENG	CHN	19	21	20	9		69
10	Bruno LOSCOS	FRA	17	14	19	10	13	63
11	Ryoung Min	KOR	12	10	18	17	15	62
12	Seung-Jae Lee	KOR	18	13	12	15		58
13	Takehiro Kodera	JPN		22	7	20		49
14	Rusty SMITH	USA	2	0	21	14		37
15	Jonathan GUILMETTE	CAN	7			11	19	37
16	Nicola Rodigari	ITA		18	15			33
17	Nicola FRANCESCHINA	ITA	16				17	33
18	Denis Zaslavsky	ISR	15	0			16	31
19	Kornel Szanto	HUN			8	12	9	29
20	Cees Juffermans	NED	5	1			21	27
21	Derrick Campbell	CAN		4		22		26
22	Michele ANTONIOLI	ITA			13		12	25
23	Mathieu Turcotte	CAN					24	24
24	Matthew JASPER	GBR	13	8				21
25	Ye LI	CHN					20	20
25	Nicky GOOCH	GBR	20	0				20
27	Jeff SCHOLTEN	CAN					18	18
28	Eric BEDARD	CAN		7	11			18
29	Martin JOHANSSON	SWE	8	0			10	18

30	Simon VAN VOSSEL	BEL	0	16			0	16
31	Tom O'Hare	USA	1	9	6			16
32	Maurizio Carnino	ITA	4	11				15
33	Ho-Jin SEO	KOR					14	14
34	Alexei IVLIEV	RUS				13		13
35	David CHEVALIER	FRA	6	2			5	13
36	Zsolt Lajos	HUN			4	6	3	13
36	Mark JACKSON	NZL	0	6	3		4	13
38	Andrew Mc Nee	AUS			5	7		12
39	Hitoshi Uematsu	JPN	10					10
40	Andrew Quinn	CAN	0		9			9
41	Anton Cheshukin	RUS				8		8
41	Pieter Gysel	BEL					8	8
43	Gisle TVERLAND	NOR	0				7	7
44	Jeroen HUIKAMP	NED					6	6
45	Dane Francis	AUS			1	5		6
46	Alex Velzeboer	NED	0	5				5
47	Mark Mc Nee	AUS			2	3		5
48	Chad RICHARDS	USA				4		4
49	Dave VERSTEEG	NED	3	0			1	4
50	Sebastian Praus	GER	0	3				3
51	Julian ANGELOV	BUL					2	2
51	Balazs KNOCH	HUN			0	2	0	2
53	Oleg GLEBOV	RUS				1		1

[Back to 1999/2000 World Cup Rankings](#)

International Skating Union

Short Track World Ranking

Mens 1000 m

World Ranking After 5 Competitions In A Series Of 6 Competitions

Montreal, Canada = CAN
 Salt Lake City, USA = USA
 Nobeyama, Japan = JPN
 Changchun, China = CHN
 Gothenburg, Sweden = SWE* (in progress)

Point totals and rankings may not reflect results from competitions in progress.
 Total (TOT) reflects best four.

Rank	Name		CAN	USA	JPN	CHN	SWE*	TOT
1	Dong-Sung KIM	KOR	25	25	21	25	23	98
2	JiaJun Li	CHN	24	22	24	22	19	92
3	Apolo Anton OHNO	USA	23	23	18	24		88
4	Ryoung Min	KOR	22	19	17	23	20	84
5	Francois-Louis Tremblay	CAN	19	17	22	21		79
6	Satoru TERAO	JPN	17	24	25	11		77
7	Yulong AN	CHN	11	21	12	10	25	69
8	Seung-Jae Lee	KOR	14	15	20	18		67
9	Fabio CARTA	ITA	21	9	13		21	64
10	Rusty SMITH	USA	20	7	16	19		62
11	Bruno LOSCOS	FRA	10	10	14	16	18	58
12	Jonathan GUILMETTE	CAN	8			20	16	44
13	Kai FENG	CHN	5	13	23	0		41
14	Nicola Rodigari	ITA	13	18	8			39
15	Denis Zaslavsky	ISR	15	20			2	37
16	Takafumi Nishitani	JPN	6	0	10	13		29
17	Simon VAN VOSSEL	BEL	12	12			5	29
18	Tom O'Hare	USA		6	6	15		27
19	Nicola FRANCESCHINA	ITA	16				9	25
20	Mark JACKSON	NZL	3	4	7		11	25
21	Mathieu Turcotte	CAN					24	24
22	Matthew JASPER	GBR	7	16				23
23	Yugo Shinohara	JPN			9	14		23
24	Kornel Szanto	HUN			11	12	0	23
25	Jeff SCHOLTEN	CAN					22	22
26	David CHEVALIER	FRA	1	14			7	22
27	Dave VERSTEEG	NED	18	3			0	21
28	Eric BEDARD	CAN		0	19			19
29	Cees Juffermans	NED	2	0			17	19

30	Martin JOHANSSON	SWE	4	0		14	18	
31	Oleg GLEBOV	RUS			17		17	
32	Michele ANTONIOLI	ITA			15	0	15	
32	Pieter Gysel	BEL				15	15	
34	Alex Velzeboer	NED	0	2		13	15	
35	Derrick Campbell	CAN		8	6		14	
36	Kiril Pandov	BUL				12	12	
37	Maurizio Carnino	ITA		11			11	
38	Andrew Mc Nee	AUS			4	7	11	
39	Ho-Jin SEO	KOR				10	10	
40	Zsolt Lajos	HUN			2	5	3	10
41	Anton Cheshukin	RUS				9		9
41	Nicky GOOCH	GBR	9	0				9
43	Alexei IVLIEV	RUS				8		8
43	Gisle TVERLAND	NOR	0				8	8
45	Dane Francis	AUS			3	4		7
46	Assen Pandov	BUL					6	6
47	Andrew Quinn	CAN	0		5			5
47	Tobias Retschke	GER	0	5				5
49	Ye LI	CHN					4	4
50	Joshua Marden	AUS			1	3		4
51	Balazs KNOCH	HUN				2		2
52	Vladimir BOHUSLAV	CZE					1	1
52	Yung-Tai Chang	TPE				1		1
52	Robert MITCHELL	GBR		1				1

[Back to 1999/2000 World Cup Rankings](#)

International Skating Union

Short Track World Ranking

Mens Overall

World Ranking After 5 Competitions In A Series Of 6 Competitions

Montreal, Canada = CAN
 Salt Lake City, USA = USA
 Nobeyama, Japan = JPN
 Changchun, China = CHN
 Gothenburg, Sweden = SWE* (in progress)

Point totals and rankings may not reflect results from competitions in progress.
 Total (TOT) reflects best four.

Rank	Name		CAN	USA	JPN	CHN	SWE*	TOT
1	Dong-Sung KIM	KOR	25	25	24	23	19	97
2	JiaJun Li	CHN	23	23	23	22	25	94
3	Ryoung Min	KOR	24	20	22	21	16	87
4	Satoru TERAO	JPN	17	24	25	20		86
5	Apolo Anton OHNO	USA	21	22	15	25		83
6	Kai FENG	CHN	18	17	20	24		79
7	Fabio CARTA	ITA	19	21	14		24	78
8	Francois-Louis Tremblay	CAN	22	18	21	16		77
9	Yulong AN	CHN	12	19	17	18	21	75
10	Seung-Jae Lee	KOR	20	15	12	15		62
11	Bruno LOSCOS	FRA	14	13	18	10	13	58
12	Rusty SMITH	USA	11	8	16	19		54
13	Jonathan GUILMETTE	CAN	7			14	23	44
14	Denis Zaslavsky	ISR	13	14			10	37
15	Takafumi Nishitani	JPN			19	13		32
16	Michele ANTONIOLI	ITA			13		18	31
17	Nicola FRANCESCHINA	ITA	16				15	31
18	Simon VAN VOSSEL	BEL	10	16			5	31
19	Derrick Campbell	CAN		9		17		26
20	Mark JACKSON	NZL	3	7	6		8	24
21	Mathieu Turcotte	CAN					22	22
22	Kornel Szanto	HUN			9	12	1	22
23	David CHEVALIER	FRA	4	12			6	22
24	Cees Juffermans	NED	6	1			14	21
25	Jeff SCHOLTEN	CAN					20	20
26	Martin JOHANSSON	SWE	5	3			12	20
27	Matthew JASPER	GBR	9	11				20
28	Ye LI	CHN					17	17
29	Andrew Quinn	CAN	8		8			16

30	Zsolt Lajos	HUN			5	8	3	16
31	Nicky GOOCH	GBR	15	0				15
32	Oleg GLEBOV	RUS				11		11
32	Ho-Jin SEO	KOR					11	11
32	Eric BEDARD	CAN		0	11			11
35	Nicola Rodigari	ITA			10			10
35	Sebastian Praus	GER	10					10
37	Alexei IVLIEV	RUS				9		9
37	Pieter Gysel	BEL					9	9
39	Alex Velzeboer	NED	2	6				8
40	Tom O'Hare	USA			7			7
40	Kiril Pandov	BUL					7	7
40	Anton Cheshukin	RUS				7		7
43	Balazs KNOCH	HUN				6		6
44	Yung-Tai Chang	TPE				5		5
44	Dave VERSTEEG	NED		5			0	5
46	Gisle TVERLAND	NOR	0				4	4
46	Tobias Retschke	GER	0	4				4
48	Julian ANGELOV	BUL					2	2
48	BAT-ORGIL BATCHULUUN	MGL		2				2
50	Leon Flack	GBR	1					1

[Back to 1999/2000 World Cup Rankings](#)

International Skating Union

Mens Teams
Gothenburg, Sweden
Jan 28 - 30, 2000

Mens Team Classification

Rank	Name	500	1000	1500	Relay	Points	
1	CANADA	61	62	49	23	195	25
2	CHINA	67	48	65	0	180	24
3	ITALY	52	30	64	24	170	23
4	KOREA	40	53	48	25	166	22
5	NETHERLANDS	28	30	20	21	99	21
6	BULGARIA	2	18	7	20	47	20
7	HUNGARY	12	3	3	22	40	19

[Back to 1999/2000 World Cup Results](#)

International Skating Union

Short Track World Ranking

Mens Teams

World Ranking After 5 Competitions In A Series Of 6 Competitions

Montreal, Canada = CAN
 Salt Lake City, USA = USA
 Nobeyama, Japan = JPN
 Changchun, China = CHN
 Gothenburg, Sweden = SWE* (in progress)

Point totals and rankings may not reflect results from competitions in progress.
 Total (TOT) reflects best four.

Rank	Name	CAN	USA	JPN	CHN	SWE*	TOT
1	KOREA	25	24	24	25	22	98
2	CHINA	23	25	25	22	24	97
3	ITALY	24	23	22		23	92
4	CANADA	21	20	21	23	25	90
5	JAPAN	20	22	23	24		89
6	United States	22	21	20	21		84
7	HUNGARY			19	19	19	57
8	NETHERLANDS	17	17			21	55
9	GREAT BRITAIN	19	18				37
10	AUSTRALIA			18	18		36
11	GERMANY	16	19				35
12	Russia				20		20
12	BULGARIA					20	20
14	France	18					18
15	Chinese Taipei				17		17

[Back to 1999/2000 World Cup Rankings](#)

International Skating Union

Short Track World Ranking

Mens Relay

World Ranking After 5 Competitions In A Series Of 6 Competitions

Montreal, Canada = CAN
 Salt Lake City, USA = USA
 Nobeyama, Japan = JPN
 Changchun, China = CHN
 Gothenburg, Sweden = SWE* (in progress)

Point totals and rankings may not reflect results from competitions in progress.
 Total (TOT) reflects best four.

Rank	Name	CAN	USA	JPN	CHN	SWE*	TOT
1	KOREA	24	25	25	21	25	99
2	CHINA	25	22	23	25	0	95
3	CANADA	23	23	24	22	23	93
4	JAPAN	20	24	22	24		90
5	ITALY	22	20	21		24	87
6	United States	21	21	20	23		85
7	HUNGARY			19	20	22	61
8	NETHERLANDS	19	19			21	59
9	AUSTRALIA			18	19		37
10	GREAT BRITAIN	18	17				35
10	GERMANY	17	18				35
12	BULGARIA					20	20
13	Russia				18		18
14	France	16					16

[Back to 1999/2000 World Cup Rankings](#)