



PROTOCOL

SHORTTRACK WORLD RANKING & FRIESLAND CUP

February 14 & 15, 1997


**Deloitte &
Touche**

The Icestadium, Leeuwarden
The Netherlands




Canon






Friesland Cup
World Ranking Competition
February 14, 15, 1997
Leeuwarden, The Netherlands



Organizing Committee

Chairman	Mr. S. kalsbeek
Secretary	Mrs. W. Kuipers
Treasurer	Mr. D. Hoeksema
Members	Mr. D. Rispens
	Mrs. Y. Bosma
	Mrs. G.T. Postma
	Mr. H. de Boer
	Mr. D. Brand
	Mr. G. Koudijs

Trias




Friesland Cup
World Ranking Competition
February 14, 15, 1997
Leeuwarden, The Netherlands



Jury World Ranking

Referee	Mr. S. Andersen
1st ass.	Mr. A. van der Velde
ass.	Mr. G. Martos
ass.	Mr. F. Bartels
ass.	Mr. H. Zwolle
Competitor Steward	Mr. D. Brand
ass.	Mr. R. Oostheim
ass.	Mr. D. Rispens
Chief Finish Line Judge	Mrs. C. van der Kooi
ass.	Mrs. H. Selhorst
ass.	Mr. P. Stoelwinder
ass.	Mr. T. Morssink
Chief Timekeeper	Mr. J. Venema
ass.	Mr. A. Rodenhuis
ass.	Mrs. J. van Dieren
ass.	Mr. T. Meestringa
ass.	Mr. K. Meindertsmas
Starters	Mr. J. Bergmans
	Mr. E. Bles
	Mr. A. van der Linden
Secretary jury	Mrs. H. Di Lella
Heatbox	Mrs. M. Huiskamp
	Mrs. J. Bakker
Photo Finish/Elec. timing	Mr. J. Lammerts
Lap scorers	Mrs. E. Bekkering
	Mr. J. Strijker
	Mr. F. Huizinga (sa.)
Announcers	Mr. P. Broekhuizen
	Mr. K. Verbeek
	Mr. C.A. van Veenen (sa.)
Jury care	Mrs. F. Dijkstra
	Mrs. J. van Balen
	Mrs. K. de Boer
Finish-administration	Mrs. Y. Bosma
	Mrs. G.T. Postma
	Mrs. E. Venema
	Mr. G.P. Wondaal
Anti Doping Control	Dr. F. Pellikaan
Catering competitors	Mrs. W. Kuipers
Protocol	Mr. W.J. Verheij (fr.+ su.)
	Mr. J. Wiersma (sa.+ su.)
	Mr. M. de Ruiter (sa.+ su.)



Friesland Cup

World Ranking Competition

February 14, 15, 1997

Leeuwarden, The Netherlands



Jury World Ranking & Friesland Cup

Hall-technicians

Medical care First Aid

Souvernirs

Taxitransfers Trackstewards

Runners

Ice preparation

Ceremonies

Mr. D. Rispens
Mr. R. Bos
Mr. C. Kalsbeek
Mr. G. Seegers
Mr. H. Krijgsheld
Mr. C.H. Menger
Dr. J. Visser
Mrs. E. Stoelwinder
Red Cross
Mrs. W. Kuipers
Mrs. G. van der Wal
Mrs. J. Stoppels
Mrs. S. Bos
Mrs. J. van Hulzen
Mrs. S. Krijgsheld
Mrs. Y. Witteveen
Mrs. Y. van der Molen
Mrs. Van Zutphen
Mrs. Stulp
Mrs. Rodenhuis
Mrs. Venema
Mr. P. Kalsbeek
Bauke Meestringa
Vanessa Stoelwinder
Ids Dijkstra
Paul Bos
Mariëlle Lootsma
Kaeye Rijnks
Rudmer van Hulzen
Nienke Bartels
Marijke Ferwerda
Goffe van Huizen
Henk Bos
Jeroen Huiskamp
Mark Ferwerda
Rutger Krijgsheld
Mayon Kuipers
Frank Ferwerda
Alwin Kuipers
Jelle Bos
Rienk Rodenhuis
Mery Seegers
Mr. T. Hooghiemster
Mr. N. Kamminga
Mr. W. Vellinga
Mrs. M. Rodenhuis
Mrs. Y. Bosma
Members of TRIAS

Friesland Cup World Ranking
February 14-16, 1997
Leeuwarden, Netherlands

Heats 1500 m MEN

race				pnt			
1	51.Satoru Terao	JPN	(5)	2:44.180	e		
2	7.Stephen Gough	CAN	(3)	2:44.280	e		
3	19.Ludovic Mathieu	FRA	(2)	2:44.760	e		
4	71.Evgeniy Yakovlev	UKR	(1)	2:45.650	m		
5	67.Ola Johansson	SWE	(1)	0:00.000	m	Fall	
race 2				pnt			
1	46.Mirko Vuillermine	ITA	(5)	2:46.140	e		
2	59.Vincent Wolvers	NED	(3)	2:46.430	e		
3	17.Alexandre Niot	FRA	(2)	2:46.450	e		
4	62.Christian Faeste	NOR	(1)	2:47.280	e		
5	28.Matthew Rowe	GRB	(1)	2:47.810	e		
race 3				pnt			
1	8.Jonathan Guilmette	CAN	(5)	2:35.870	e		
2	81.J.P. Shilling	USA	(3)	2:35.960	e		
3	32.Zsólt Lajos	HUN	(2)	2:36.290	e		
4	21.Arian Nachbar	GER	(1)	2:53.690	e	Fall	
5	18.Alexis Sodogas	FRA	(1)	3:03.270	m	Fall	
race 4				pnt			
1	16.Bruno Loscos	FRA	(5)	2:41.510	e		
2	47.Orazio Fagone	ITA	(3)	2:42.140	e		
3	58.Joost Smit	NED	(2)	2:42.720	e		
4	33.Balázs Knoch	HUN	(1)	2:44.490	e		
5	70.Stefan Hansson	SWE	(1)	2:50.390	e		
race 5				pnt			
1	1.Stijn Turcksin	BEL	(5)	2:32.860	e		
2	79.Kip Carpenter	USA	(3)	2:33.310	e		
3	61.Bjornar Elgetun	NOR	(2)	2:34.060	e		
4	35.Kornél Szántó	HUN	(1)	2:37.770	e		
	9.Bryce Holbech	CAN	()	2:33.600	e	Disq.	
race 6				pnt			
1	66.Martin Johansson	SWE	(5)	2:33.640	e		
2	57.Harold Janssen	NED	(3)	2:34.020	e		
3	23.Thorsten Back	GER	(2)	2:34.180	e		
4	30.Frazer Wright	GRB	(1)	2:36.360	e		
	78.Andy Gabel	USA	()	2:33.870	e	Disq.	
race 7				pnt			
1	27.Matthew Jasper	GRB	(5)	2:36.960	e		
2	20.Sebastien Cros	FRA	(3)	2:37.890	e		
3	55.Dave Versteeg	NED	(2)	2:38.080	e		
4	75.Vladimir Chernega	UKR	(1)	2:38.290	e		
5	3.Simon van Vossel	BEL	(1)	2:41.960	e		
	34.Krisztián Szabó	HUN	()	2:37.800	e	Disq.	

Friesland Cup World Ranking
February 14-16, 1997
Leeuwarden, Netherlands

heats 1500 m MEN

race 8

			pnt	
1	50.Michele Antonioli	ITA	(5)	2:40.220 e
2	56.Marc Velzeboer	NED	(3)	2:40.260 e
3	77.Tony Goskowicz	USA	(2)	2:40.460 e
4	29.Robert Mitchell	GRB	(1)	2:40.500 e
5	68.Thomas Westerlund	SWE	(1)	2:48.540 e

race 9

			pnt	
1	80.Rusty Smith	USA	(5)	2:44.320 e
2	48.Hugo Herrnhof	ITA	(3)	2:44.650 e
3	6.Sylvain Gagnon	CAN	(2)	2:44.870 e
4	4.Bert Janssens	BEL	(1)	2:45.370 e
5	11.Sebastian Sundberg	DEN	(1)	2:51.510 e

race 10

			pnt	
1	26.Nicky Gooch	GRB	(5)	2:33.210 e
2	49.Diego Cattani	ITA	(3)	2:33.680 e
3	22.Tobias Retschke	GER	(2)	2:34.080 e
4	2.Jason Brys	BEL	(1)	2:34.790 e
5	69.Christian Örnberg	SWE	(1)	3:06.700 m

Friesland Cup World Ranking
February 14-16, 1997
Leeuwarden, Netherlands

quarter final 1500 m MEN

race 17

			pnt		
1	55.Dave Versteeg	NED	(5)	2:31.130	e
2	46.Mirko Vuillermin	ITA	(3)	2:31.190	e
3	81.J.P. Shilling	USA	(2)	2:31.220	e
4	22.Tobias Retschke	GER	(1)	2:31.230	e
5	61.Bjornar Elgetun	NOR	(1)	2:31.580	e
6	1.Stijn Turcksin	BEL	(1)	3:07.080	e Fall

race 18

			pnt		
1	27.Matthew Jasper	GRB	(5)	2:32.750	e
2	50.Michele Antonioli	ITA	(3)	2:32.860	e
3	79.Kip Carpenter	USA	(2)	2:33.390	e
4	23.Thorsten Back	GER	(1)	2:36.590	e
5	19.Ludovic Mathieu	FRA	(1)	3:01.190	e Fall
6	56.Marc Velzeboer	NED	(1)	3:05.130	e Fall

race 19

			pnt		
1	47.Orazio Fagone	ITA	(5)	2:32.840	e
2	51.Satoru Terao	JPN	(3)	2:33.140	e
3	77.Tony Goskowicz	USA	(2)	2:33.340	e
4	66.Martin Johansson	SWE	(1)	2:33.400	e
5	57.Harold Janssen	NED	(1)	2:23.240	e
6	6.Sylvain Gagnon	CAN	(1)	2:51.380	m Fall

race 20

			pnt		
1	16.Bruno Loscos	FRA	(5)	2:38.740	e
2	49.Diego Cattani	ITA	(3)	2:39.060	e
3	8.Jonathan Guilmette	CAN	(2)	2:39.300	e
4	17.Alexandre Niot	FRA	(1)	2:40.490	e
	32.Zsolt Lajos	HUN	()	2:39.350	e Disq.
	59.Vincent Wolvers	NED	()	2:40.510	e Disq.

race 21

			pnt		
1	26.Nicky Gooch	GRB	(5)	2:34.330	e
2	80.Rusty Smith	USA	(3)	2:34.810	e
3	48.Hugo Herrnhof	ITA	(2)	2:35.230	e
4	58.Joost Smit	NED	(1)	2:35.460	e
5	7.Stephen Gough	CAN	(1)	2:35.500	e
6	20.Sebastien Cros	FRA	(1)	2:35.820	e

Friesland Cup World Ranking
February 14-16, 1997
Leeuwarden, Netherlands

Semi Finals 1500 m MEN

race	25			pnt		
1	27.	Matthew Jasper	GRB	(5)	2:39.270	e
2	79.	Kip Carpenter	USA	(3)	2:39.490	e
3	55.	Dave Versteeg	NED	(2)	2:39.690	e
4	8.	Jonathan Guilmette	CAN	(1)	2:42.300	e
	50.	Michele Antonioli	ITA	()	2:39.510	e Disq.

race	26			pnt		
1	26.	Nicky Gooch	GRB	(5)	2:37.250	e
2	47.	Orazio Fagone	ITA	(3)	2:37.290	e
3	80.	Rusty Smith	USA	(2)	2:37.310	e
4	48.	Hugo Herrnhof	ITA	(1)	2:39.640	e
5	77.	Tony Goskowicz	USA	(1)	2:55.460	e Fall

race	27			pnt		
1	51.	Satoru Terao	JPN	(5)	2:40.920	e
2	16.	Bruno Loscos	FRA	(3)	2:41.940	e
3	49.	Diego Cattani	ITA	(2)	2:41.280	e
4	46.	Mirko Vuillermin	ITA	(1)	2:42.130	e
5	81.	J.P. Shilling	USA	(1)	2:43.210	e

Final 1500 m MEN

race	29			pnt		
1	51.	Satoru Terao	JPN	5	2:28.320	e
2	26.	Nicky Gooch	GRB	3	2:28.530	e
3	47.	Orazio Fagone	ITA	2	2:29.060	e
4	27.	Matthew Jasper	GRB	1	2:29.510	e
5	16.	Bruno Loscos	FRA		2:31.740	e
6	79.	Kip Carpenter	USA		2:33.500	e

Friesland Cup World Ranking
February 14-16, 1997
Leeuwarden, Netherlands

Distance classification 1500 m MEN

Rank	No.	Name		Fin	Time
1	51.	Satoru Terao	JPN	5	
2	26.	Nicky Gooch	GRB	3	
3	47.	Orazio Fagone	ITA	2	
4	27.	Matthew Jasper	GRB	1	
5	16.	Bruno Loscos	FRA	0	
5	79.	Kip Carpenter	USA	0	
7	80.	Rusty Smith	USA	-	(10)
8	46.	Mirko Vuillermin	ITA	-	(9)
8	55.	Dave Versteeg	NED	-	(9)
10	8.	Jonathan Guilmette	CAN	-	(8)
10	49.	Diego Cattani	ITA	-	(8)
10	50.	Michele Antonioli	ITA	-	(8)
13	1.	Stijn Turcksin	BEL	-	(6)
13	48.	Hugo Herrnhof	ITA	-	(6)
13	66.	Martin Johansson	SWE	-	(6)
13	81.	J.P. Shilling	USA	-	(6)
17	77.	Tony Goskowicz	USA	-	(5)
18	7.	Stephen Gough	CAN	-	(4)
18	20.	Sebastien Cros	FRA	-	(4)
18	56.	Marc Velzeboer	NED	-	(4)
18	57.	Harold Janssen	NED	-	(4)
22	6.	Sylvain Gagnon	CAN	-	(3)
22	17.	Alexandre Niot	FRA	-	(3)
22	19.	Ludovic Mathieu	FRA	-	(3)
22	22.	Tobias Retschke	GER	-	(3)
22	23.	Thorsten Back	GER	-	(3)
22	58.	Joost Smit	NED	-	(3)
22	59.	Vincent Wolvers	NED	-	(3)
22	61.	Bjornar Elgetun	NOR	-	(3)
30	32.	Zsólt Lajos	HUN	-	(2)
31	2.	Jason Brys	BEL	-	(1)
31	3.	Simon van Vossel	BEL	-	(1)
31	4.	Bert Janssens	BEL	-	(1)
31	11.	Sebastian Sundberg	DEN	-	(1)
31	18.	Alexis Sdogas	FRA	-	(1)
31	21.	Arian Nachbar	GER	-	(1)
31	28.	Matthew Rowe	GRB	-	(1)
31	29.	Robert Mitchell	GRB	-	(1)
31	30.	Frazer Wright	GRB	-	(1)
31	33.	Balázs Knoch	HUN	-	(1)
31	35.	Kornél Szántó	HUN	-	(1)
31	62.	Christian Faeste	NOR	-	(1)
31	67.	Ola Johansson	SWE	-	(1)
31	68.	Thomas Westerlund	SWE	-	(1)
31	69.	Christian Örnberg	SWE	-	(1)
31	70.	Stefan Hansson	SWE	-	(1)
31	71.	Evgeniy Yakovlev	UKR	-	(1)
31	75.	Vladimir Chernega	UKR	-	(1)

Friesland Cup World Ranking
February 14-16, 1997
Leeuwarden, Netherlands

heats 1500 m LADIES

race 12

			pnt		
1	22.Catherine Dussault	CAN	(5)	2:45.960	e
2	49.Katrin Weber	GER	(3)	2:46.160	e
3	77.Nikki Ziegelmeier	USA	(2)	2:46.250	e
4	70.Irina Perevalo	UKR	(1)	2:48.320	e
5	66.Melanie de Lange	NED	(1)	3:03.140	e Fall
6	5.Debbie Palmer	GRB	(1)	3:07.400	e Fall

race 13

			pnt		
1	74.Erin Porter	USA	(5)	2:40.320	e
2	48.Susanne Busch	GER	(3)	2:40.400	e
3	23.Chantale Sévigny	CAN	(2)	2:42.480	e
4	60.Anett Udvari	HUN	(1)	2:45.690	e
5	68.Natalia Svertchkova	UKR	(1)	2:52.990	e
6	63.Penelope Di Lella	NED	(1)	2:59.780	e

race 14

			pnt		
1	75.Julie Goskowicz	USA	(5)	2:41.540	e
2	65.Anke Jannie Landman	NED	(3)	2:42.180	e
3	11.Olga Karelin	ISR	(2)	2:43.020	e
4	59.Ildiko Csizmadia	HUN	(1)	2:43.050	e
5	69.Olga Solomatina	UKR	(1)	2:46.240	m
6	47.Yvonne Kunze	GER	(1)	2:58.850	m Fall

race 15

			pnt		
1	62.Ellen Wiegers	NED	(5)	2:39.730	e
2	76.Caroline Hallisey	USA	(3)	2:40.260	e
3	24.Josie Simson	CAN	(2)	2:40.910	e
4	58.Agnes Csizmadia	HUN	(1)	2:41.300	e
5	50.Andrea Pupke	GER	(1)	2:41.580	e

race 16

			pnt		
1	78.Erin Gleason	USA	(5)	2:36.450	e
2	21.Valerie Cavar	CAN	(3)	2:36.610	e
3	51.Anne Eckner	GER	(2)	2:36.690	e
4	64.Esmeralda Bos	NED	(1)	2:37.030	e
5	57.Szilvia Szabolcsi	HUN	(1)	2:39.020	e
6	72.Yuliya Ponomar	UKR	(1)	2:48.640	e

Friesland Cup World Ranking
February 14-16, 1997
Leeuwarden, Netherlands

Semi Finals 1500 m LADIES

race 22			pnt		
1	78.Erin Gleason	USA	(5)	2:42.140	e
2	48.Susanne Busch	GER	(3)	2:42.900	e
3	23.Chantale Sévigny	CAN	(2)	2:42.920	e
4	11.Olga Karelin	ISR	(1)	2:43.020	e
5	21.Valerie Cavar	CAN	(1)	2:43.810	e

race 23			pnt		
1	62.Ellen Wiegers	NED	(5)	2:39.700	e
2	77.Nikki Ziegelmeyer	USA	(3)	2:40.170	e
3	22.Catherine Dussault	CAN	(2)	2:54.320	e Fall
4	76.Caroline Hallisey	USA	(1)	3:00.300	e Fall
	51.Anne Eckner	GER	()	3:00.280	e Disq.

race 24			pnt		
1	74.Erin Porter	USA	(5)	2:40.830	e
2	49.Katrin Weber	GER	(3)	2:41.230	e
3	65.Anke Jannie Landman	NED	(2)	2:52.300	e Fall
4	24.Josie Simson	CAN	(1)	3:02.250	e Adv.
	75.Julie Goskowicz	USA	()	2:53.150	e Disq.

Final 1500 m LADIES

race 28			pnt		
1	74.Erin Porter	USA	5	2:44.150	m
2	78.Erin Gleason	USA	3	2:44.370	m
3	49.Katrin Weber	GER	2	2:45.440	m
4	24.Josie Simson	CAN	1	2:48.540	m
5	62.Ellen Wiegers	NED		2:53.410	m
6	77.Nikki Ziegelmeyer	USA		4:45.240	m
	48.Susanne Busch	GER		3:12.550	m Disq.

Friesland Cup World Ranking
February 14-16, 1997
Leeuwarden, Netherlands

Distance classification		1500 m	LADIES	Fin	Time
Rank	No.	Name			
1	74.	Erin Porter	USA	5	
2	78.	Erin Gleason	USA	3	
3	49.	Katrin Weber	GER	2	
4	24.	Josie Simson	CAN	1	
5	62.	Ellen Wiegers	NED	0	
5	77.	Nikki Ziegelmeier	USA	0	
7	22.	Catherine Dussault	CAN	-	(7)
8	48.	Susanne Busch	GER	-	(6)
9	65.	Anke Jannie Landman	NED	-	(5)
9	75.	Julie Goskowicz	USA	-	(5)
11	21.	Valerie Cavar	CAN	-	(4)
11	23.	Chantale Sévigny	CAN	-	(4)
11	76.	Caroline Hallisey	USA	-	(4)
14	11.	Olga Karelin	ISR	-	(3)
15	51.	Anne Eckner	GER	-	(2)
16	5.	Debbie Palmer	GRB	-	(1)
16	47.	Yvonne Kunze	GER	-	(1)
16	50.	Andrea Pupke	GER	-	(1)
16	57.	Szilvia Szabolcsi	HUN	-	(1)
16	58.	Agnes Csizmadia	HUN	-	(1)
16	59.	Ildiko Csizmadia	HUN	-	(1)
16	60.	Anett Udvari	HUN	-	(1)
16	63.	Penelope Di Lella	NED	-	(1)
16	64.	Esmeralda Bos	NED	-	(1)
16	66.	Melanie de Lange	NED	-	(1)
16	68.	Natalia Svvertchkova	UKR	-	(1)
16	69.	Olga Solomatina	UKR	-	(1)
16	70.	Irina Perevalo	UKR	-	(1)
16	72.	Yuliya Ponomar	UKR	-	(1)

Friesland Cup World Ranking
February 14-16, 1997
Leeuwarden, Netherlands

preliminary 500 m MEN

race 30

			pnt		
1	47.Orazio Fagone	ITA	(5)	0:45.060	e
2	78.Andy Gabel	USA	(3)	0:45.300	e
3	21.Arian Nachbar	GER	(2)	0:45.600	e
4	58.Joost Smit	NED	(1)	0:52.060	e Fall

race 31

			pnt		
1	77.Tony Goskowicz	USA	(5)	0:46.160	e
2	67.Ola Johansson	SWE	(3)	0:48.220	e
3	3.Simon van Vossel	BEL	(2)	0:48.710	e Fall
4	30.Frazer Wright	GRB	(1)	0:57.910	e Fall
	55.Dave Versteeg	NED	()	0:00.000	e No Finish

race 32

			pnt		
1	61.Bjornar Elgetun	NOR	(5)	0:45.330	e
2	16.Bruno Loscos	FRA	(3)	0:46.080	e
3	69.Christian Örnberg	SWE	(2)	0:48.510	e
4	11.Sebastian Sundberg	DEN	(1)	1:12.250	m

race 33

			pnt		
1	8.Jonathan Guilmette	CAN	(5)	0:45.520	e
2	59.Vincent Wolvers	NED	(3)	0:45.620	e
3	48.Hugo Herrnhof	ITA	(2)	0:45.720	e
4	4.Bert Janssens	BEL	(1)	0:46.760	e

race 34

			pnt		
1	79.Kip Carpenter	USA	(5)	0:44.960	e
2	32.Zsólt Lajos	HUN	(3)	0:45.690	e
3	1.Stijn Turcksin	BEL	(2)	0:45.740	e
4	75.Vladimir Chernega	UKR	(1)	0:47.520	e

race 35

			pnt		
1	51.Satoru Terao	JPN	(5)	0:45.410	e
2	56.Marc Velzeboer	NED	(3)	0:45.750	e
3	28.Matthew Rowe	GRB	(2)	0:45.790	e
4	18.Alexis Sogogas	FRA	(1)	0:47.160	e

race 36

			pnt		
1	7.Stephen Gough	CAN	(5)	0:45.380	e
2	80.Rusty Smith	USA	(3)	0:45.580	e
3	2.Jason Brys	BEL	(2)	0:45.790	e
4	35.Kornél Szántó	HUN	(1)	0:46.080	e
5	71.Evgeniy Yakovlev	UKR	(1)	0:46.550	e

race 37

			pnt		
1	26.Nicky Gooch	GRB	(5)	0:45.270	e
2	22.Tobias Retschke	GER	(3)	0:45.660	e
3	34.Krisztián Szabó	HUN	(2)	0:45.850	e
4	70.Stefan Hansson	SWE	(1)	0:48.570	e

Friesland Cup World Ranking
February 14-16, 1997
Leeuwarden, Netherlands

preliminary 500 m MEN

		pnt	
race 38			
1	27. Matthew Jasper	GRB (5)	0:45.740 e
2	9. Bryce Holbech	CAN (3)	0:46.000 e
3	20. Sebastien Cros	FRA (2)	0:46.510 e
4	68. Thomas Westerlund	SWE (1)	0:49.450 e
race 39		pnt	
1	66. Martin Johansson	SWE (5)	0:45.250 e
2	49. Diego Cattani	ITA (3)	0:45.390 e
3	33. Balázs Knoch	HUN (2)	0:46.060 e
4	17. Alexandre Niot	FRA (1)	0:46.970 e
race 40		pnt	
1	50. Michele Antonioli	ITA (5)	0:46.030 e
2	19. Ludovic Mathieu	FRA (3)	0:46.130 e
3	81. J.P. Shilling	USA (2)	0:46.490 e
4	62. Christian Faeste	NOR (1)	1:05.910 m
race 41		pnt	
1	46. Mirko Vuillermin	ITA (5)	0:45.490 e
2	57. Harold Janssen	NED (3)	0:45.520 e
3	29. Robert Mitchell	GRB (2)	0:45.690 e
4	23. Thorsten Back	GER (1)	0:49.820 e

Friesland Cup World Ranking
February 14-16, 1997
Leeuwarden, Netherlands

heats 500 m MEN

race 51			pnt		
1	51.Satoru Terao	JPN	(5)	0:44.530	m
2	9.Bryce Holbech	CAN	(3)	0:45.080	m
3	48.Hugo Herrnhof	ITA	(2)	0:45.260	m
4	67.Ola Johansson	SWE	(1)	0:46.860	m
race 52			pnt		
1	79.Kip Carpenter	USA	(5)	0:45.270	e
2	50.Michele Antonioli	ITA	(3)	0:45.320	e
3	56.Marc Velzeboer	NED	(2)	0:45.460	e
4	29.Robert Mitchell	GRB	(1)	0:45.970	e
race 53			pnt		
1	78.Andy Gabel	USA	(5)	0:45.070	e
2	1.Stijn Turcksin	BEL	(3)	0:46.030	e
3	46.Mirko Vuillermis	ITA	(2)	0:52.630	e Fall
4	66.Martin Johansson	SWE	(1)	1:12.160	e Fall
race 54			pnt		
1	61.Bjornar Elgetun	NOR	(5)	0:44.520	e
2	32.Zsolt Lajos	HUN	(3)	0:44.700	e
3	26.Nicky Gooch	GRB	(2)	0:44.800	e
4	34.Krisztián Szabó	HUN	(1)	0:45.290	e
race 55			pnt		
1	28.Matthew Rowe	GRB	(5)	0:44.940	e
2	47.Orazio Fagone	ITA	(3)	0:45.160	e
3	22.Tobias Retschke	GER	(2)	0:45.220	e
4	77.Tony Goskowicz	USA	(1)	0:52.780	e Fall
race 56			pnt		
1	16.Bruno Loscos	FRA	(5)	0:45.910	e
2	49.Diego Cattani	ITA	(3)	0:45.920	e
3	59.Vincent Wolvers	NED	(1)	0:46.160	e
4	2.Jason Brys	BEL	(2)	0:46.170	e
race 57			pnt		
1	8.Jonathan Guilmette	CAN	(5)	0:46.150	e
2	80.Rusty Smith	USA	(3)	0:57.710	e Fall
	57.Harold Janssen	NED	()	0:46.220	e Disq.
	21.Arian Nachbar	GER	()	0:46.510	e Disq.
race 58			pnt		
1	27.Matthew Jasper	GRB	(5)	0:46.280	e
2	19.Ludovic Mathieu	FRA	(3)	0:46.440	e
3	7.Stephen Gough	CAN	(2)	0:46.750	e
4	33.Balázs Knoch	HUN	(1)	1:05.050	e

Friesland Cup World Ranking
February 14-16, 1997
Leeuwarden, Netherlands

Quarter Finals 500 m MEN

race 63			pnt	
1	51.Satoru Terao	JPN	(5)	0:44.610 e
2	19.Ludovic Mathieu	FRA	(3)	0:44.800 e
3	80.Rusty Smith	USA	(2)	0:44.830 e
4	9.Bryce Holbech	CAN	(1)	0:48.190 e

race 64			pnt	
1	28.Matthew Rowe	GRB	(5)	0:45.000 e
2	79.Kip Carpenter	USA	(3)	0:45.010 e
3	49.Diego Cattani	ITA	(2)	0:45.120 e
4	16.Bruno Loscos	FRA	(1)	0:45.190 e

race 65			pnt	
1	47.Orazio Fagone	ITA	(5)	0:44.120 e
2	32.Zsólt Lajos	HUN	(3)	0:44.580 e
3	61.Bjornar Elgetun	NOR	(2)	0:44.800 e
4	8.Jonathan Guilmette	CAN	(1)	0:45.680 e

race 66			pnt	
1	27.Matthew Jasper	GRB	(5)	0:44.920 e
2	78.Andy Gabel	USA	(3)	0:44.980 e
3	50.Michele Antonioli	ITA	(2)	0:45.020 e
4	1.Stijn Turcksin	BEL	(1)	0:45.590 e

Semi Finals 500 m MEN

race 69			pnt	
1	51.Satoru Terao	JPN	(5)	0:44.100 e
2	79.Kip Carpenter	USA	(3)	0:44.380 e
3	32.Zsólt Lajos	HUN	(2)	0:44.800 e
4	28.Matthew Rowe	GRB	(1)	1:14.590 m Fall

race 70			pnt	
1	78.Andy Gabel	USA	(5)	0:44.980 e
2	27.Matthew Jasper	GRB	(3)	0:45.220 e
3	19.Ludovic Mathieu	FRA	(2)	0:45.440 e
	47.Orazio Fagone	ITA	()	0:45.200 e Disq.

Final 500 m MEN

race 72			pnt	
1	51.Satoru Terao	JPN	5	0:43.900 e
2	79.Kip Carpenter	USA	3	0:43.920 e
3	78.Andy Gabel	USA	2	0:44.400 e
4	27.Matthew Jasper	GRB	1	0:46.140 e

Friesland Cup World Ranking
February 14-16, 1997
Leeuwarden, Netherlands

Distance classification		500 m		MEN	
Rank	No.	Name		Fin	Time
1	51.	Satoru Terao	JPN	5	
2	79.	Kip Carpenter	USA	3	
3	78.	Andy Gabel	USA	2	
4	27.	Matthew Jasper	GRB	1	
5	28.	Matthew Rowe	GRB	-	(13)
5	47.	Orazio Fagone	ITA	-	(13)
7	61.	Bjornar Elgetun	NOR	-	(12)
8	8.	Jonathan Guilmette	CAN	-	(11)
8	19.	Ludovic Mathieu	FRA	-	(11)
8	32.	Zsólt Lajos	HUN	-	(11)
11	50.	Michele Antonioli	ITA	-	(10)
12	16.	Bruno Loscos	FRA	-	(9)
13	49.	Diego Cattani	ITA	-	(8)
13	80.	Rusty Smith	USA	-	(8)
15	7.	Stephen Gough	CAN	-	(7)
15	9.	Bryce Holbeck	CAN	-	(7)
15	26.	Nicky Gooch	GRB	-	(7)
15	46.	Mirko Vuillermin	ITA	-	(7)
19	1.	Stijn Turcksin	BEL	-	(6)
19	66.	Martin Johansson	SWE	-	(6)
19	77.	Tony Goskowicz	USA	-	(6)
22	22.	Tobias Retschke	GER	-	(5)
22	56.	Marc Velzeboer	NED	-	(5)
24	2.	Jason Brys	BEL	-	(4)
24	48.	Hugo Herrnhof	ITA	-	(4)
24	59.	Vincent Wolvers	NED	-	(4)
24	67.	Ola Johansson	SWE	-	(4)
28	29.	Robert Mitchell	GRB	-	(3)
28	33.	Balázs Knoch	HUN	-	(3)
28	34.	Krisztián Szabó	HUN	-	(3)
28	57.	Harold Janssen	NED	-	(3)
32	3.	Simon van Vossel	BEL	-	(2)
32	20.	Sebastien Cros	FRA	-	(2)
32	21.	Arian Nachbar	GER	-	(2)
32	69.	Christian Örnberg	SWE	-	(2)
32	81.	J.P. Shilling	USA	-	(2)
37	4.	Bert Janssens	BEL	-	(1)
37	11.	Sebastian Sundberg	DEN	-	(1)
37	17.	Alexandre Niot	FRA	-	(1)
37	18.	Alexis Sodogas	FRA	-	(1)
37	23.	Thorsten Back	GER	-	(1)
37	30.	Frazer Wright	GRB	-	(1)
37	35.	Kornél Szántó	HUN	-	(1)
37	58.	Joost Smit	NED	-	(1)
37	62.	Christian Faeste	NOR	-	(1)
37	68.	Thomas Westerlund	SWE	-	(1)
37	70.	Stefan Hansson	SWE	-	(1)
37	71.	Evgeniy Yakovlev	UKR	-	(1)
37	75.	Vladimir Chernega	UKR	-	(1)

Friesland Cup World Ranking
February 14-16, 1997
Leeuwarden, Netherlands

Classif. after 500 m MEN
(after final 500 race 1)

Rank	No. Name		final points	seeding points
1	51. Satoru Terao	JPN	10	
2	79. Kip Carpenter	USA	3	
2	26. Nicky Gooch	GRB	3	
4	27. Matthew Jasper	GRB	2	
4	47. Orazio Fagone	ITA	2	
4	78. Andy Gabel	USA	2	
7	16. Bruno Loscos	FRA	0	
8	8. Jonathan Guilmette	CAN	-	(19)
9	50. Michele Antonioli	ITA	-	(18)
9	80. Rusty Smith	USA	-	(18)
11	46. Mirko Vuillermin	ITA	-	(16)
11	49. Diego Cattani	ITA	-	(16)
13	61. Bjornar Elgetun	NOR	-	(15)
14	19. Ludovic Mathieu	FRA	-	(14)
14	28. Matthew Rowe	GRB	-	(14)
16	32. Zsólt Lajos	HUN	-	(13)
17	1. Stijn Turcksin	BEL	-	(12)
17	66. Martin Johansson	SWE	-	(12)
19	7. Stephen Gough	CAN	-	(11)
19	77. Tony Goskowicz	USA	-	(11)
21	48. Hugo Herrnhof	ITA	-	(10)
22	55. Dave Versteeg	NED	-	(9)
22	56. Marc Velzeboer	NED	-	(9)
24	22. Tobias Retschke	GER	-	(8)
24	81. J.P. Shilling	USA	-	(8)
26	9. Bryce Holbech	CAN	-	(7)
26	57. Harold Janssen	NED	-	(7)
26	59. Vincent Wolvers	NED	-	(7)
29	20. Sebastien Cros	FRA	-	(6)
30	2. Jason Brys	BEL	-	(5)
30	67. Ola Johansson	SWE	-	(5)
32	17. Alexandre Niot	FRA	-	(4)
32	23. Thorsten Back	GER	-	(4)
32	29. Robert Mitchell	GRB	-	(4)
32	33. Balázs Knoch	HUN	-	(4)
32	58. Joost Smit	NED	-	(4)
37	3. Simon van Vossel	BEL	-	(3)
37	6. Sylvain Gagnon	CAN	-	(3)
37	21. Arian Nachbar	GER	-	(3)
37	34. Krisztián Szabó	HUN	-	(3)
37	69. Christian Örnberg	SWE	-	(3)
42	4. Bert Janssens	BEL	-	(2)
42	11. Sebastian Sundberg	DEN	-	(2)
42	18. Alexis Sodogas	FRA	-	(2)
42	30. Frazer Wright	GRB	-	(2)
42	35. Kornél Szántó	HUN	-	(2)
42	62. Christian Faeste	NOR	-	(2)
42	68. Thomas Westerlund	SWE	-	(2)
42	70. Stefan Hansson	SWE	-	(2)
42	71. Evgeniy Yakovlev	UKR	-	(2)
42	75. Vladimir Chernega	UKR	-	(2)

Friesland Cup World Ranking
February 14-16, 1997
Leeuwarden, Netherlands

Quarter Finals 500 m LADIES

race 59			pnt		
1	62. Ellen Wiegers	NED	(5)	0:48.760	e
2	77. Nikki Ziegelmeyer	USA	(3)	0:48.760	e
3	57. Szilvia Szabolcsi	HUN	(2)	0:49.010	e
4	47. Yvonne Kunze	GER	(1)	1:20.570	e Fall

race 60			pnt		
1	23. Chantale Sévigny	CAN	(5)	0:48.330	e
2	78. Erin Gleason	USA	(3)	0:48.350	e
3	66. Melanie de Lange	NED	(2)	0:49.020	e
4	58. Agnes Csizmadia	HUN	(1)	1:36.570	e Fall

race 61			pnt		
1	74. Erin Porter	USA	(5)	0:48.510	e
2	24. Josie Simson	CAN	(3)	0:48.600	e
3	63. Penelope Di Lella	NED	(2)	0:49.280	e
	68. Natalia Svrtchkova	UKR	()	0:48.970	e Disq.

race 62			pnt		
1	75. Julie Goskowicz	USA	(5)	0:48.100	e
2	22. Catherine Dussault	CAN	(3)	0:48.880	e
3	64. Esmeralda Bos	NED	(2)	0:49.070	e
4	76. Caroline Hallisey	USA	(1)	0:49.200	e

Semi Finals 500 m LADIES

race 67			pnt		
1	74. Erin Porter	USA	(5)	0:48.240	e
2	75. Julie Goskowicz	USA	(3)	0:48.260	e
3	23. Chantale Sévigny	CAN	(2)	0:48.380	e
4	24. Josie Simson	CAN	(1)	0:48.760	e

race 68			pnt		
1	22. Catherine Dussault	CAN	(5)	0:52.270	e
2	77. Nikki Ziegelmeyer	USA	(3)	0:53.880	e
3	78. Erin Gleason	USA	(2)	1:13.200	e
	62. Ellen Wiegers	NED	()	0:00.000	e No Finish

Final 500 m LADIES

race 71			pnt		
1	74. Erin Porter	USA	5	0:47.410	e
2	77. Nikki Ziegelmeyer	USA	3	0:47.970	e
3	22. Catherine Dussault	CAN	2	0:48.000	e
4	75. Julie Goskowicz	USA	1	0:48.160	e

Friesland Cup World Ranking
February 14-16, 1997
Leeuwarden, Netherlands

heats 500 m LADIES

race 43			pnt	
1	75.Julie Goskowicz	USA	(5)	0:48.880 e
2	24.Josie Simson	CAN	(3)	0:48.980 e
3	51.Anne Eckner	GER	(2)	0:49.460 e
4	70.Irina Perevalov	UKR	(1)	0:50.110 e
5	59.Ildiko Csizmadia	HUN	(1)	1:10.830 e

race 44			pnt	
1	77.Nikki Ziegelmeier	USA	(5)	0:49.170 e
2	64.Esmeralda Bos	NED	(3)	0:50.350 e
3	48.Susanne Busch	GER	(2)	0:50.480 e
4	60.Anett Udvari	HUN	(1)	0:50.510 e

race 45			pnt	
1	57.Szilvia Szabolcsi	HUN	(5)	0:48.930 e
2	22.Catherine Dussault	CAN	(3)	0:49.040 e
3	65.Anke Jannie Landman	NED	(2)	0:49.360 e
4	50.Andrea Pupke	GER	(1)	0:49.400 e

race 46			pnt	
1	62.Ellen Wiegers	NED	(5)	0:47.980 e
2	76.Caroline Hallisey	USA	(3)	0:48.060 e
3	47.Yvonne Kunze	GER	(2)	0:48.370 e
4	72.Yuliya Ponomar	UKR	(1)	0:51.850 e

race 47			pnt	
1	23.Chantale Sévigny	CAN	(5)	0:48.870 e
2	58.Agnes Csizmadia	HUN	(3)	0:48.900 e
3	49.Katrin Weber	GER	(2)	0:50.310 e
4	69.Olga Solomatina	UKR	(1)	0:51.650 e

race 48			pnt	
1	74.Erin Porter	USA	(5)	0:48.240 e
2	63.Penelope Di Lella	NED	(3)	0:48.760 e
3	5.Debbie Palmer	GRB	(2)	0:48.780 e
4	11.Olga Karelin	ISR	(1)	0:49.030 e

race 49			pnt	
1	78.Erin Gleason	USA	(5)	0:48.390 e
2	66.Melanie de Lange	NED	(3)	0:48.560 e
3	68.Natalia Svrtchkova	UKR	(2)	0:48.610 e
4	21.Valerie Cavar	CAN	(1)	0:48.740 e

Friesland Cup World Ranking
February 14-16, 1997
Leeuwarden, Netherlands

Distance classification		500 m	LADIES	Fin	Time
Rank	No.	Name			
1	74.	Erin Porter	USA	5	
2	77.	Nikki Ziegelmeier	USA	3	
3	22.	Catherine Dussault	CAN	2	
4	75.	Julie Goskowicz	USA	1	
5	23.	Chantale Sévigny	CAN	-	(12)
6	62.	Ellen Wiegers	NED	-	(10)
6	78.	Erin Gleason	USA	-	(10)
8	24.	Josie Simson	CAN	-	(7)
8	57.	Szilvia Szabolcsi	HUN	-	(7)
10	63.	Penelope Di Lella	NED	-	(5)
10	64.	Esmeralda Bos	NED	-	(5)
10	66.	Melanie de Lange	NED	-	(5)
13	58.	Agnes Csizmadia	HUN	-	(4)
13	76.	Caroline Hallisey	USA	-	(4)
15	47.	Yvonne Kunze	GER	-	(3)
16	5.	Debbie Palmer	GRB	-	(2)
16	48.	Susanne Busch	GER	-	(2)
16	49.	Katrin Weber	GER	-	(2)
16	51.	Anne Eckner	GER	-	(2)
16	65.	Anke Jannie Landman	NED	-	(2)
16	68.	Natalia Svrtchkova	UKR	-	(2)
22	11.	Olga Karelin	ISR	-	(1)
22	21.	Valerie Cavar	CAN	-	(1)
22	50.	Andrea Pupke	GER	-	(1)
22	59.	Ildiko Csizmadia	HUN	-	(1)
22	60.	Anett Udvari	HUN	-	(1)
22	69.	Olga Solomatina	UKR	-	(1)
22	70.	Irina Perevalo	UKR	-	(1)
22	72.	Yuliya Ponomar	UKR	-	(1)

Friesland Cup World Ranking
February 14-16, 1997
Leeuwarden, Netherlands

Classif.after 500 m LADIES
(after final 500 race 1)

Rank	No.Name		final points	seeding points
1	74.Erin Porter	USA	10	
2	78.Erin Gleason	USA	3	
2	77.Nikki Ziegelmeier	USA	3	
4	22.Catherine Dussault	CAN	2	
4	49.Katrin Weber	GER	2	
6	75.Julie Goskowicz	USA	1	
6	24.Josie Simson	CAN	1	
8	62.Ellen Wiegers	NED	0	
9	23.Chantale Sévigny	CAN	-	(16)
10	48.Susanne Busch	GER	-	(8)
10	57.Szilvia Szabolcsi	HUN	-	(8)
10	76.Caroline Hallisey	USA	-	(8)
13	65.Anke Jannie Landman	NED	-	(7)
14	63.Penelope Di Lella	NED	-	(6)
14	64.Esmeralda Bos	NED	-	(6)
14	66.Melanie de Lange	NED	-	(6)
17	21.Valerie Cavar	CAN	-	(5)
17	58.Agnes Csizmadia	HUN	-	(5)
19	11.Olga Karelin	ISR	-	(4)
19	47.Yvonne Kunze	GER	-	(4)
19	51.Anne Eckner	GER	-	(4)
22	5.Debbie Palmer	GRB	-	(3)
22	68.Natalia Svrtchkova	UKR	-	(3)
24	50.Andrea Pupke	GER	-	(2)
24	59.Ildiko Csizmadia	HUN	-	(2)
24	60.Anett Udvari	HUN	-	(2)
24	69.Olga Solomatina	UKR	-	(2)
24	70.Irina Perevalo	UKR	-	(2)
24	72.Yuliya Ponomar	UKR	-	(2)

Friesland Cup World Ranking
February 14-16, 1997
Leeuwarden, Netherlands

heats 1000 m MEN

race			pnt		
1	51.Satoru Terao	JPN	(5)	1:39.960	e
2	7.Stephen Gough	CAN	(3)	1:40.220	e
3	71.Evgeniy Yakovlev	UKR	(2)	1:41.200	e
4	30.Frazer Wright	GRB	(1)	1:41.340	e
5	35.Kornél Szántó	HUN	(1)	1:43.070	e
race 81			pnt		
1	27.Matthew Jasper	GRB	(5)	1:32.910	e
2	33.Balázs Knoch	HUN	(3)	1:32.920	e
3	4.Bert Janssens	BEL	(2)	1:33.730	e
4	18.Alexis Sodogas	FRA	(1)	1:33.800	e
5	77.Tony Goskowicz	USA	(1)	1:51.300	e
race 82			pnt		
1	79.Kip Carpenter	USA	(5)	1:35.100	e
2	21.Arian Nachbar	GER	(3)	1:35.480	e
3	70.Stefan Hansson	SWE	(2)	1:41.180	e
4	9.Bryce Holbech	CAN	(1)	1:44.350	e
	1.Stijn Turcksin	BEL	()	1:35.440	e Disq.
race 83			pnt		
1	66.Martin Johansson	SWE	(5)	1:36.190	e
2	47.Orazio Fagone	ITA	(3)	1:36.420	e
3	59.Vincent Wolvers	NED	(2)	1:36.680	e
4	29.Robert Mitchell	GRB	(1)	1:37.250	e
5	11.Sebastian Sundberg	DEN	(1)	1:44.850	e
race 84			pnt		
1	26.Nicky Gooch	GRB	(5)	1:41.570	e
2	17.Alexandre Niot	FRA	(3)	1:42.010	e
3	57.Harold Janssen	NED	(2)	1:42.080	e
4	32.Zsólt Lajos	HUN	(1)	1:42.410	e
5	62.Christian Faeste	NOR	(1)	1:42.900	e
race 85			pnt		
1	16.Bruno Loscos	FRA	(5)	1:39.020	e
2	58.Joost Smit	NED	(3)	1:39.360	e
3	81.J.P. Shilling	USA	(2)	1:39.620	e
4	28.Matthew Rowe	GRB	(1)	1:39.980	e
5	68.Thomas Westerlund	SWE	(1)	1:45.390	e
race 86			pnt		
1	48.Hugo Herrnhof	ITA	(5)	1:35.560	e
2	8.Jonathan Guilmette	CAN	(3)	1:36.090	e
3	23.Thorsten Back	GER	(2)	1:36.790	e
4	34.Krisztián Szabó	HUN	(1)	1:37.290	e
	19.Ludovic Mathieu	FRA	()	1:35.750	e Disq.

Friesland Cup World Ranking
February 14-16, 1997
Leeuwarden, Netherlands

heats 1000 m MEN

race 87

			pnt		
1	50.Michele Antonioli	ITA	(5)	1:42.900	e
2	61.Bjornar Elgetun	NOR	(3)	1:43.000	e
3	2.Jason Brys	BEL	(2)	1:43.350	e
4	69.Christian Örnberg	SWE	(1)	1:47.150	e
	55.Dave Versteeg	NED	()	0:00.000	e No Start

race 88

			pnt		
1	46.Mirko Vuillermin	ITA	(5)	1:39.260	e
2	78.Andy Gabel	USA	(3)	1:39.300	e
3	22.Tobias Retschke	GER	(2)	1:39.600	e
4	75.Vladimir Chernega	UKR	(1)	1:44.000	e
5	20.Sebastien Cros	FRA	(1)	2:04.570	e

race 89

			pnt		
1	49.Diego Cattani	ITA	(5)	1:37.160	e
2	56.Marc Velzeboer	NED	(3)	1:37.210	e
3	80.Rusty Smith	USA	(2)	1:37.470	e
4	3.Simon van Vossel	BEL	(1)	1:38.740	e
5	67.Ola Johansson	SWE	(1)	1:39.690	e

Friesland Cup World Ranking
February 14-16, 1997
Leeuwarden, Netherlands

Quarter Finals 1000 m MEN

race			pnt			
1	66.Martin Johansson	SWE	(5)	1:41.100	e	
2	16.Bruno Loscos	FRA	(3)	1:41.120	e	
3	46.Mirko Vuillermin	ITA	(2)	1:41.140	e	
4	33.Balázs Knoch	HUN	(1)	1:41.270	e	
5	26.Nicky Gooch	GRB	(1)	2:29.450	m	Fall

race			pnt			
1	7.Stephen Gough	CAN	(5)	1:39.260	e	
2	47.Orazio Fagone	ITA	(3)	1:39.420	e	
3	49.Diego Cattani	ITA	(2)	1:39.600	e	
4	79.Kip Carpenter	USA	(1)	1:39.740	e	Fall
5	17.Alexandre Niot	FRA	(1)	1:39.780	e	

race			pnt			
1	51.Satoru Terao	JPN	(5)	1:35.090	e	
2	50.Michele Antonioli	ITA	(3)	1:35.330	e	
3	21.Arian Nachbar	GER	(2)	1:36.030	e	
4	56.Marc Velzeboer	NED	(1)	1:36.150	e	
5	61.Bjornar Elgetun	NOR	(1)	1:36.550	e	

race			pnt			
1	58.Joost Smit	NED	(5)	1:38.330	e	
2	8.Jonathan Guilmette	CAN	(3)	1:38.860	e	
3	48.Hugo Herrnhof	ITA	(2)	1:39.280	e	
	78.Andy Gabel	USA	()	1:38.230	e	Disq.
	27.Matthew Jasper	GRB	()	1:38.300	e	Disq.

Semi Finals 1000 m MEN

race			pnt			
1	51.Satoru Terao	JPN	(5)	1:39.840	e	
2	50.Michele Antonioli	ITA	(3)	1:39.920	e	
3	8.Jonathan Guilmette	CAN	(2)	1:41.460	e	
4	58.Joost Smit	NED	(1)	2:04.180	e	Fall

race			pnt			
1	16.Bruno Loscos	FRA	(5)	1:42.890	e	
2	66.Martin Johansson	SWE	(3)	1:42.980	e	
3	47.Orazio Fagone	ITA	(2)	1:43.160	e	
4	7.Stephen Gough	CAN	(1)	1:43.410	e	

Final 1000 m MEN

race			pnt			
1	50.Michele Antonioli	ITA	5	1:40.810	e	
2	66.Martin Johansson	SWE	3	1:41.040	e	
3	16.Bruno Loscos	FRA	2	1:44.920	e	
4	51.Satoru Terao	JPN	1	2:06.550	e	Fall

Friesland Cup World Ranking
February 14-16, 1997
Leeuwarden, Netherlands

Distance classification 1000 m MEN			Fin	Time
Rank	No.	Name		
1	50.	Michele Antonioli	ITA	5
2	66.	Martin Johansson	SWE	3
3	16.	Bruno Loscos	FRA	2
4	51.	Satoru Terao	JPN	1
5	7.	Stephen Gough	CAN	- (9)
5	58.	Joost Smit	NED	- (9)
7	8.	Jonathan Guilmette	CAN	- (8)
7	47.	Orazio Fagone	ITA	- (8)
9	46.	Mirko Vuillermin	ITA	- (7)
9	48.	Hugo Herrnhof	ITA	- (7)
9	49.	Diego Cattani	ITA	- (7)
12	26.	Nicky Gooch	GRB	- (6)
12	79.	Kip Carpenter	USA	- (6)
14	21.	Arian Nachbar	GER	- (5)
14	27.	Matthew Jasper	GRB	- (5)
16	17.	Alexandre Niot	FRA	- (4)
16	33.	Balázs Knoch	HUN	- (4)
16	56.	Marc Velzeboer	NED	- (4)
16	61.	Bjornar Elgetun	NOR	- (4)
20	78.	Andy Gabel	USA	- (3)
21	2.	Jason Brys	BEL	- (2)
21	4.	Bert Janssens	BEL	- (2)
21	22.	Tobias Retschke	GER	- (2)
21	23.	Thorsten Back	GER	- (2)
21	57.	Harold Janssen	NED	- (2)
21	59.	Vincent Wolvers	NED	- (2)
21	70.	Stefan Hansson	SWE	- (2)
21	71.	Evgeniy Yakovlev	UKR	- (2)
21	80.	Rusty Smith	USA	- (2)
21	81.	J.P. Shilling	USA	- (2)
31	3.	Simon van Vossel	BEL	- (1)
31	9.	Bryce Holbech	CAN	- (1)
31	11.	Sebastian Sundberg	DEN	- (1)
31	18.	Alexis Sodogas	FRA	- (1)
31	20.	Sebastien Cros	FRA	- (1)
31	28.	Matthew Rowe	GRB	- (1)
31	29.	Robert Mitchell	GRB	- (1)
31	30.	Frazer Wright	GRB	- (1)
31	32.	Zsólt Lajos	HUN	- (1)
31	34.	Krisztián Szabó	HUN	- (1)
31	35.	Kornél Szántó	HUN	- (1)
31	62.	Christian Faeste	NOR	- (1)
31	67.	Ola Johansson	SWE	- (1)
31	68.	Thomas Westerlund	SWE	- (1)
31	69.	Christian Örnberg	SWE	- (1)
31	75.	Vladimir Chernega	UKR	- (1)
31	77.	Tony Goskowicz	USA	- (1)

Friesland Cup World Ranking
February 14-16, 1997
Leeuwarden, Netherlands

heats 1000 m LADIES

race			pnt		
1	74.	Erin Porter	USA	(5)	1:52.500 e
2	66.	Melanie de Lange	NED	(3)	1:52.790 e
3	59.	Ildiko Csizmadia	HUN	(2)	1:53.390 e
4	72.	Yuliya Ponomar	UKR	(1)	1:55.740 e
race 74				pnt	
1	22.	Catherine Dussault	CAN	(5)	1:42.760 e
2	50.	Andrea Pupke	GER	(3)	1:43.340 e
3	70.	Irina Perevalo	UKR	(2)	1:43.540 e
	58.	Agnes Csizmadia	HUN	()	1:42.840 e Disq.
race 75				pnt	
1	75.	Julie Goskowicz	USA	(5)	1:42.900 e
2	24.	Josie Simson	CAN	(3)	1:43.460 e
3	11.	Olga Karelin	ISR	(2)	1:43.680 e
4	68.	Natalia Svvertchkova	UKR	(1)	1:43.780 e
race 76				pnt	
1	62.	Ellen Wiegers	NED	(5)	1:41.250 e
2	76.	Caroline Hallisey	USA	(3)	1:41.390 e
3	21.	Valerie Cavar	CAN	(2)	1:41.700 e
4	69.	Olga Solomatina	UKR	(1)	1:44.240 e
race 77				pnt	
1	77.	Nikki Ziegelmeier	USA	(5)	1:43.440 e
2	5.	Debbie Palmer	GRB	(3)	1:43.810 e
3	57.	Szilvia Szabolcsi	HUN	(2)	1:44.760 e
4	63.	Penelope Di Lella	NED	(1)	1:53.490 e
race 78				pnt	
1	49.	Katrin Weber	GER	(5)	1:41.150 e
2	47.	Yvonne Kunze	GER	(3)	1:41.730 e
3	23.	Chantale Sévigny	CAN	(2)	1:41.770 e
4	64.	Esmeralda Bos	NED	(1)	1:44.760 e
race 79				pnt	
1	51.	Anne Eckner	GER	(5)	1:44.060 e
2	78.	Erin Gleason	USA	(3)	1:44.140 e
3	65.	Anke Jannie Landman	NED	(2)	1:44.360 e
4	60.	Anett Udvari	HUN	(1)	1:46.150 e

Friesland Cup World Ranking
February 14-16, 1997
Leeuwarden, Netherlands

Quarter Finals 1000 m LADIES

race 90			pnt	
1	62.Ellen Wiegers	NED	(5)	1:40.200 e
2	77.Nikki Ziegelmeyer	USA	(3)	1:40.780 e
3	21.Valerie Cavar	CAN	(2)	1:41.040 e
4	76.Caroline Hallisey	USA	(1)	1:56.400 e

race 91			pnt	
1	75.Julie Goskowicz	USA	(5)	1:40.100 e
2	22.Catherine Dussault	CAN	(3)	1:40.520 e
3	5.Debbie Palmer	GRB	(2)	1:40.540 e
4	51.Anne Eckner	GER	(1)	1:59.150 e

race 92			pnt	
1	24.Josie Simson	CAN	(5)	1:44.330 e
2	47.Yvonne Kunze	GER	(3)	1:44.330 e
3	23.Chantale Sévigny	CAN	(2)	1:44.560 e
4	78.Erin Gleason	USA	(1)	1:44.620 e

race 93			pnt	
1	74.Erin Porter	USA	(5)	1:48.800 e
2	66.Melanie de Lange	NED	(3)	1:49.320 e
3	49.Katrin Weber	GER	(2)	1:49.400 e
4	50.Andrea Pupke	GER	(1)	1:49.410 e

Semi Finals 1000 m LADIES

race 98			pnt	
1	22.Catherine Dussault	CAN	(5)	1:40.770 e
2	47.Yvonne Kunze	GER	(3)	1:40.940 e
3	77.Nikki Ziegelmeyer	USA	(2)	2:08.820 e Fall
	62.Ellen Wiegers	NED	()	1:40.550 e Disq.

race 99			pnt	
1	75.Julie Goskowicz	USA	(5)	1:43.050 e
2	74.Erin Porter	USA	(3)	1:43.180 e
3	66.Melanie de Lange	NED	(2)	2:04.370 e Fall
	24.Josie Simson	CAN	()	2:06.020 e Disq.

Final 1000 m LADIES

race 102			pnt	
1	74.Erin Porter	USA	5	1:45.010 e
2	22.Catherine Dussault	CAN	3	1:45.080 e
3	47.Yvonne Kunze	GER	2	1:45.160 e
4	75.Julie Goskowicz	USA	1	1:45.260 e

Friesland Cup World Ranking
 February 14-16, 1997
 Leeuwarden, Netherlands

Distance classification		1000 m	LADIES	Fin	Time
Rank	No.	Name			
1	74.	Erin Porter	USA	5	
2	22.	Catherine Dussault	CAN	3	
3	47.	Yvonne Kunze	GER	2	
4	75.	Julie Goskowicz	USA	1	
5	62.	Ellen Wiegers	NED	-	(10)
5	77.	Nikki Ziegelmeier	USA	-	(10)
7	24.	Josie Simson	CAN	-	(8)
7	66.	Melanie de Lange	NED	-	(8)
9	49.	Katrin Weber	GER	-	(7)
10	51.	Anne Eckner	GER	-	(6)
11	5.	Debbie Palmer	GRB	-	(5)
12	21.	Valerie Cavar	CAN	-	(4)
12	23.	Chantale Sévigny	CAN	-	(4)
12	50.	Andrea Pupke	GER	-	(4)
12	76.	Caroline Hallisey	USA	-	(4)
12	78.	Erin Gleason	USA	-	(4)
17	11.	Olga Karelin	ISR	-	(2)
17	57.	Szilvia Szabolcsi	HUN	-	(2)
17	59.	Ildiko Csizmadia	HUN	-	(2)
17	65.	Anke Jannie Landman	NED	-	(2)
17	70.	Irina Perevalo	UKR	-	(2)
22	60.	Anett Udvari	HUN	-	(1)
22	63.	Penelope Di Lella	NED	-	(1)
22	64.	Esmeralda Bos	NED	-	(1)
22	68.	Natalia Svrtchkova	UKR	-	(1)
22	69.	Olga Solomatina	UKR	-	(1)
22	72.	Yuliya Ponomar	UKR	-	(1)

Friesland Cup World Ranking
 February 14-16, 1997
 Leeuwarden, Netherlands

final 3000 m LADIES

race 104

			pnt	
1	74.Erin Porter	USA	5	5:41.130 e
2	75.Julie Goskowicz	USA	3	5:51.870 e
3	22.Catherine Dussault	CAN	2	5:52.540 e
4	47.Yvonne Kunze	GER	1	5:52.580 e
5	78.Erin Gleason	USA		5:53.120 e
6	49.Katrin Weber	GER		5:53.760 e
7	77.Nikki Ziegelmeier	USA		5:54.100 e
8	24.Josie Simson	CAN		5:55.820 e

Friesland Cup World Ranking
February 14-16, 1997
Leeuwarden, Netherlands

final 3000 m MEN

race 105

			pnt	
1	26.Nicky Gooch	GRB	5	5:41.480 e
2	51.Satoru Terao	JPN	3	5:42.030 e
3	50.Michele Antonioli	ITA	2	5:42.390 e
4	78.Andy Gabel	USA	1	5:43.080 e
5	27.Matthew Jasper	GRB		5:44.540 e
6	47.Orazio Fagone	ITA		5:48.470 e
7	16.Bruno Loscos	FRA		5:53.660 e
8	79.Kip Carpenter	USA		6:05.640 e
9	66.Martin Johansson	SWE		6:08.620 e

Friesland Cup World Ranking
February 14-16, 1997
Leeuwarden, Netherlands

Classification Individual MEN
(after final 3000 race 1)

Rank	No.Name		final points	seeding points
1	51.Satoru Terao	JPN	14	
2	26.Nicky Gooch	GRB	8	
3	50.Michele Antonioli	ITA	7	
4	79.Kip Carpenter	USA	3	
4	66.Martin Johansson	SWE	3	
4	78.Andy Gabel	USA	3	
7	27.Matthew Jasper	GRB	2	
7	16.Bruno Loscos	FRA	2	
7	47.Orazio Fagone	ITA	2	
10	8.Jonathan Guilmette	CAN	-	(27)
11	46.Mirko Vuillermin	ITA	-	(23)
11	49.Diego Cattani	ITA	-	(23)
13	7.Stephen Gough	CAN	-	(20)
13	80.Rusty Smith	USA	-	(20)
15	61.Bjornar Elgetun	NOR	-	(19)
16	48.Hugo Herrnhof	ITA	-	(17)
17	28.Matthew Rowe	GRB	-	(15)
18	19.Ludovic Mathieu	FRA	-	(14)
18	32.Zsólt Lajos	HUN	-	(14)
20	56.Marc Velzeboer	NED	-	(13)
20	58.Joost Smit	NED	-	(13)
22	1.Stijn Turcksin	BEL	-	(12)
22	77.Tony Goskowicz	USA	-	(12)
24	22.Tobias Retschke	GER	-	(10)
24	81.J.P. Shilling	USA	-	(10)
26	55.Dave Versteeg	NED	-	(9)
26	57.Harold Janssen	NED	-	(9)
26	59.Vincent Wolvers	NED	-	(9)
29	9.Bryce Holbech	CAN	-	(8)
29	17.Alexandre Niot	FRA	-	(8)
29	21.Arian Nachbar	GER	-	(8)
29	33.Balázs Knoch	HUN	-	(8)
33	2.Jason Brys	BEL	-	(7)
33	20.Sebastien Cros	FRA	-	(7)
35	23.Thorsten Back	GER	-	(6)
35	67.Ola Johansson	SWE	-	(6)
37	29.Robert Mitchell	GRB	-	(5)
38	3.Simon van Vossel	BEL	-	(4)
38	4.Bert Janssens	BEL	-	(4)
38	34.Krisztián Szabó	HUN	-	(4)
38	69.Christian Örnberg	SWE	-	(4)
38	70.Stefan Hansson	SWE	-	(4)
38	71.Evgeniy Yakovlev	UKR	-	(4)
44	6.Sylvain Gagnon	CAN	-	(3)
44	11.Sebastian Sundberg	DEN	-	(3)
44	18.Alexis Sodogas	FRA	-	(3)
44	30.Frazer Wright	GRB	-	(3)
44	35.Kornél Szántó	HUN	-	(3)
44	62.Christian Faeste	NOR	-	(3)
44	68.Thomas Westerlund	SWE	-	(3)
44	75.Vladimir Chernega	UKR	-	(3)

Friesland Cup World Ranking
February 14-16, 1997
Leeuwarden, Netherlands

Classification Individual LADIES
(after final 3000 race 1)

Rank	No.Name		final points	seeding points
1	74.Erin Porter	USA	20	
2	22.Catherine Dussault	CAN	7	
3	75.Julie Goskowicz	USA	5	
4	77.Nikki Ziegelmeyer	USA	3	
4	78.Erin Gleason	USA	3	
4	47.Yvonne Kunze	GER	3	
7	49.Katrin Weber	GER	2	
8	24.Josie Simson	CAN	1	
9	62.Ellen Wiegers	NED	0	
10	23.Chantale Sévigny	CAN	-	(20)
11	66.Melanie de Lange	NED	-	(14)
12	76.Caroline Hallisey	USA	-	(12)
13	51.Anne Eckner	GER	-	(10)
13	57.Szilvia Szabolcsi	HUN	-	(10)
15	21.Valerie Cavar	CAN	-	(9)
15	65.Anke Jannie Landman	NED	-	(9)
17	5.Debbie Palmer	GRB	-	(8)
17	48.Susanne Busch	GER	-	(8)
19	63.Penelope Di Lella	NED	-	(7)
19	64.Esmeralda Bos	NED	-	(7)
21	11.Olga Karelin	ISR	-	(6)
21	50.Andrea Pupke	GER	-	(6)
23	58.Agnes Csizmadia	HUN	-	(5)
24	59.Ildiko Csizmadia	HUN	-	(4)
24	68.Natalia Svertchkova	UKR	-	(4)
24	70.Irina Perevalo	UKR	-	(4)
27	60.Anett Udvari	HUN	-	(3)
27	69.Olga Solomatina	UKR	-	(3)
27	72.Yuliya Ponomar	UKR	-	(3)

Master Control Sheet

Category Individual cat: MEN

Distance		1500	1500	1500	1500	500	500	500	500	500	1000	1000	1000	1000	3000	FINAL	SEEDING
Qualifying Round		hts	qf	sf	fin	prl	hts	qf	sf	fin	hts	qf	sf	fin	fin	POINTS	POINTS
1.Stijn Turcksin	BEL	5	1	-	-	2	3	1	-	-	-	-	-	-	-	0	(12)
2.Jason Brys	BEL	1	-	-	-	2	2	-	-	-	2	-	-	-	-	0	(7)
3.Simon van Vossel	BEL	1	-	-	-	2	-	-	-	-	1	-	-	-	-	0	(4)
4.Bert Jansens	BEL	1	-	-	-	1	-	-	-	-	2	-	-	-	-	0	(4)
6.Sylvain Gagnon	CAN	2	1	-	-	-	-	-	-	-	-	-	-	-	-	0	(3)
7.Stephen Gough	CAN	3	1	-	-	5	2	-	-	-	3	5	1	-	-	0	(20)
8.Jonathan Guilmette	CAN	5	2	1	-	5	5	1	-	-	3	3	2	-	-	0	(27)
9.Bryce Holbech	CAN	dq	-	-	-	3	3	1	-	-	1	-	-	-	-	0	(8)
11.Sebastian Sundberg	DEN	1	-	-	-	1	-	-	-	-	1	-	-	-	-	0	(3)
16.Bruno Loscos	FRA	5	5	3	0	3	5	1	-	-	5	3	5	2	0	0	(37)
17.Alexandre Niot	FRA	2	1	-	-	1	-	-	-	-	3	1	-	-	-	0	(8)
18.Alexis Sodogas	FRA	1	-	-	-	1	-	-	-	-	1	-	-	-	-	0	(3)
19.Ludovic Mathieu	FRA	2	1	-	-	3	3	3	2	-	dq	-	-	-	-	0	(14)
20.Sebastien Cros	FRA	3	1	-	-	2	-	-	-	-	1	-	-	-	-	0	(7)
21.Arian Nachbar	GER	1	-	-	-	2	dq	-	-	-	3	2	-	-	-	0	(8)
22.Tobias Retschke	GER	2	1	-	-	3	2	-	-	-	2	-	-	-	-	0	(10)
23.Torsten Back	GER	2	1	-	-	1	-	-	-	-	2	-	-	-	-	0	(6)
26.Nicky Gooch	GRB	5	5	5	3	5	2	-	-	-	5	1	-	-	5	3	(36)
27.Matthew Jasper	GRB	5	5	5	1	5	5	5	3	1	5	dq	-	-	0	2	(40)
28.Matthew Rowe	GRB	1	-	-	-	2	5	5	1	-	1	-	-	-	-	0	(15)
29.Robert Mitchell	GRB	1	-	-	-	2	1	-	-	-	1	-	-	-	-	0	(5)
30.Frazer Wright	GRB	1	-	-	-	1	-	-	-	-	1	-	-	-	-	0	(3)
32.Zsolt Lajos	HUN	2	dq	-	-	3	3	3	2	-	1	-	-	-	-	0	(14)
33.Balasz Knoch	HUN	1	-	-	-	2	1	-	-	-	3	1	-	-	-	0	(8)
34.Krisztian Szabo	HUN	dq	-	-	-	2	1	-	-	-	1	-	-	-	-	0	(4)
35.Kornel Szant	HUN	1	-	-	-	1	-	-	-	-	1	-	-	-	-	0	(3)
46.Mirko Vuillermin	ITA	5	3	1	-	5	2	-	-	-	5	2	-	-	-	0	(23)
47.Orazio Fagone	ITA	3	5	3	2	5	3	5	dq	-	3	3	2	-	0	2	(34)
48.Hugo Hernnhof	ITA	3	2	1	-	2	2	-	-	-	5	2	-	-	-	0	(17)
49.Diego Cattani	ITA	3	3	2	-	3	3	2	-	-	5	2	-	-	-	0	(23)
50.Michele Antonioli	ITA	5	3	dq	-	5	3	2	-	-	5	3	3	5	2	0	(36)
51.Satoru Terao	JPN	5	3	5	5	5	5	5	5	5	5	5	5	1	3	10	(62)
55.Dave Versteeg	NED	2	5	2	-	0	-	-	-	-	0	-	-	-	-	0	(9)
56.Marc Velzeboer	NED	3	1	-	-	3	2	-	-	-	3	1	-	-	-	0	(13)
57.Harold Janssen	NED	3	1	-	-	3	dq	-	-	-	2	-	-	-	-	0	(9)
58.Joost Smit	NED	2	1	-	-	1	-	-	-	-	3	5	1	-	-	0	(13)
59.Vincent Wolvers	NED	3	dq	-	-	3	1	-	-	-	2	-	-	-	-	0	(9)
61.Bjornar Elgetun	NOR	2	1	-	-	5	5	2	-	-	3	1	-	-	-	0	(19)

Master Control Sheet

Category Individual cat: MEN

Distance		1500	1500	1500	1500	500	500	500	500	500	1000	1000	1000	1000	3000	FINAL	SEEDING
Qualifying Round		hts	qf	sf	fin	prl	hts	qf	sf	fin	hts	qf	sf	fin	fin	POINTS	POINTS
62.Cristian Feste	NOR	1	-	-	-	1	-	-	-	-	1	-	-	-	-	0	(3)
66.Martin Johansson	SWE	5	1	-	-	5	1	-	-	-	5	5	3	3	0	0	(28)
67.Ola Johansson	SWE	1	-	-	-	3	1	-	-	-	1	-	-	-	-	0	(6)
68.Thomas Westerlund	SWE	1	-	-	-	1	-	-	-	-	1	-	-	-	-	0	(3)
69.Christian TM rnberg	SWE	1	-	-	-	2	-	-	-	-	1	-	-	-	-	0	(4)
70.Stefan Hansson	SWE	1	-	-	-	1	-	-	-	-	2	-	-	-	-	0	(4)
71.Evgeniy Yakovlev	UKR	1	-	-	-	1	-	-	-	-	2	-	-	-	-	0	(4)
75.Vladimir Chernega	UKR	1	-	-	-	1	-	-	-	-	1	-	-	-	-	0	(3)
77.Tony Goskowicz	USA	2	2	1	-	5	1	-	-	-	1	-	-	-	-	0	(12)
78.Andy Gabel	USA	dq	-	-	-	3	5	3	5	2	3	dq	-	-	1	2	(22)
79.Kip Carpenter	USA	3	2	3	0	5	5	3	3	3	5	1	-	-	0	3	(33)
80.Rusty Smith	USA	5	3	2	-	3	3	2	-	-	2	-	-	-	-	0	(20)
81.J.P. Shilling	USA	3	2	1	-	2	-	-	-	-	2	-	-	-	-	0	(10)

Master Control Sheet

Category Individual cat: LADIES

Distance		1500	1500	1500	500	500	500	500	1000	1000	1000	1000	3000	FINAL POINTS	SEEDING POINTS
Qualifying Round		hts	sf	fin	hts	qf	sf	fin	hts	qf	sf	fin	fin		
5. Debbie Palmer	GRB	1	-	-	2	-	-	-	3	2	-	-	-	0	(8)
11. Olga Karelina	ISR	2	1	-	1	-	-	-	2	-	-	-	-	0	(6)
21. Valerie Cavar	CAN	3	1	-	1	-	-	-	2	2	-	-	-	0	(9)
22. Catherine Dussault	CAN	5	2	-	3	3	5	2	5	3	5	3	2	2	(38)
23. Chantal Sevigny	CAN	2	2	-	5	5	2	-	2	2	-	-	-	0	(20)
24. Josie Simson	CAN	2	1	1	3	3	1	-	3	5	dq	-	0	1	(19)
47. Yvonne Kunze	GER	1	-	-	2	1	-	-	3	3	3	2	1	0	(16)
48. Susanne Bush	GER	3	3	dq	2	-	-	-	-	-	-	-	-	0	(8)
49. Katrin Weber	GER	3	3	2	2	-	-	-	5	2	-	-	0	2	(17)
50. Andrea Pupke	GER	1	-	-	1	-	-	-	3	1	-	-	-	0	(6)
51. Anne Eckner	GER	2	dq	-	2	-	-	-	5	1	-	-	-	0	(10)
57. Szilvia Szabolsci	HUN	1	-	-	5	2	-	-	2	-	-	-	-	0	(10)
58. Agnes Csizmadia	HUN	1	-	-	3	1	-	-	dq	-	-	-	-	0	(5)
59. Ildiko Csizmadia	HUN	1	-	-	1	-	-	-	2	-	-	-	-	0	(4)
60. Arvett Udvari	HUN	1	-	-	1	-	-	-	1	-	-	-	-	0	(3)
62. Ellen Wiegers	NED	5	5	0	5	5	0	-	5	5	dq	-	-	0	(30)
63. Penelope di Lella	NED	1	-	-	3	2	-	-	1	-	-	-	-	0	(7)
64. Esmeralda Bos	NED	1	-	-	3	2	-	-	1	-	-	-	-	0	(9)
65. Anke Jannie Landman	NED	3	2	-	2	-	-	-	2	-	-	-	-	0	(14)
66. Melanie de Lange	NED	1	-	-	3	2	-	-	3	3	2	-	-	0	(4)
68. Natalya Sverchkova	UKR	1	-	-	2	dq	-	-	1	-	-	-	-	0	(3)
69. Olga Solomatina	UKR	1	-	-	1	-	-	-	1	-	-	-	-	0	(4)
70. Iryna Perevalo	UKR	1	-	-	1	-	-	-	2	-	-	-	-	0	(3)
72. Yuliya Ponomar	UKR	1	-	-	1	-	-	-	1	-	-	-	-	0	(3)
74. Erin Porter	USA	5	5	5	5	5	5	5	5	5	3	5	5	10	(58)
75. Julie Goskowicz	USA	5	dq	-	5	5	3	1	5	5	5	1	3	1	(38)
76. Caroline Hallisey	USA	3	1	-	3	1	-	-	3	1	-	-	-	0	(12)
77. Nikki Ziegelmeier	USA	2	3	0	5	3	3	3	5	3	2	-	0	3	(29)
78. Erin Gleason	USA	5	5	3	5	3	2	-	3	1	-	-	0	3	(27)

World Ranking List 1996/1997 rev. 7.01

- A Worlds The Hague
- B US International Challenge Cup, October 1996, Lake Placid
- C Defi International Desjardins , October 1996, Montreal
- D China Challenge , Nov30-Dec2, 1996, Beijing, China
- E China Challenge , Dec7-Dec8 , 1996, Beijing, China
- F Bormio Short Track 97, Feb7-9 , Bormio , Italy
- G Friesland Cup , Feb14-15 , Leeuwarden , Netherlands

MEN			A	B	C	D	E	F	G	TOTAL	
1	Gagnon	Marc	CAN	50	16	21	23	25	0	0	98
2	Fagone	Orazio	ITA	46	14	19	0	0	25	22	93
2	Jiajun	Li	CHN	46	24	15	19	23	0	0	93
4	Chae	Ji-Hoon	ROK	48	19	25	0	0	0	0	92
5	Gooch	Nicky	GRB	40	10	20	0	0	23	24	87
6	Blackburn	Frederick	CAN	38	24	24	0	0	0	0	86
7	Vuillermin	Mirko	ITA	46	15	14	0	0	22	15	83
8	Terao	Satoru	JPN	32	25	16	25	24	0	25	82
9	Kim	Dong-Sung	ROK	22	0	23	24	23	0	0	70
10	Bradbury	Steven	AUS	28	22	17	15	15	0	0	67
11	Jasper	Matthew	GRB	30	9	0	0	0	11	22	63
12	Gabel	Andy	USA	26	0	5	11	14	8	22	62
13	Carta	Fabio	ITA	0	0	0	16	21	24	0	61
14	Holbech	Bryce	CAN	36	4	0	0	0	18	0	58
15	Lee	Jun-Hwan	ROK	0	0	23	13	21	0	0	57
16	Drolet	Francois	CAN	0	6	11	19	21	0	0	51
17	Franceschina	Nicola	ITA	0	18	1	11	0	21	0	50
18	Goskowicz	Tony	USA	20	2	0	12	10	17	4	49
19	Shilling	J.P.	USA	24	0	0	3	7	16	2	47
19	Antonioli	Michele	ITA	10	0	0	0	0	19	18	47
21	Kim	Sun-Tae	ROK	0	8	12	15	17	0	0	44
22	Campbell	Derrick	CAN	0	18	9	1	16	0	0	43
23	Loscos	Bruno	FRA	10	0	11	0	0	0	19	40
23	Hernnhof	Hugo	ITA	0	0	0	17	13	0	10	40
25	Carpenter	Kip	USA	0	0	0	0	0	15	24	39
26	Versteeg	Dave	NED	34	0	0	0	0	0	0	34
26	Johansson	Martin	SWE	10	1	7	0	0	4	17	34
26	Carnino	Maurizio	ITA	0	21	13	0	0	0	0	34
29	Ye	Yuan	CHN	0	12	0	21	0	0	0	33
29	Kodera	Takehiro	JPN	0	4	5	21	7	0	0	33
29	Smith	Rusty	USA	0	0	0	0	0	20	13	33
32	Gougoux	Jonathan	CAN	0	0	0	23	9	0	0	32
33	Nizielski	Richard	AUS	20	0	1	9	1	0	0	30
34	Cattani	Diego	ITA	0	13	0	0	0	0	15	28
35	Lajos	Zsolt	HUN	0	0	19	0	0	0	8	27
36	Elgetun	Bjornar	NOR	0	0	9	0	0	6	11	26
36	Guilmette	Jonathan	CAN	0	0	0	0	0	10	16	26
38	Shinohara	Yugo	JPN	0	20	5	0	0	0	0	25
38	Nishitani	Takafumi	JPN	0	0	0	7	18	0	0	25
40	Lee	Ho-Eung	ROK	0	12	0	5	7	0	0	24
41	Yakovlev	Evgeniy	UKR	14	0	0	0	8	0	0	22

42	Mathieu	Ludovic	FRA	0	0	0	0	0	13	8	21
43	Tamura	Naoya	JPN	0	0	0	7	13	0	0	20
44	Koons	Scott	USA	0	6	1	5	7	0	0	18
45	Lee	Sang-Jun	ROK	16	0	0	0	0	0	0	16
45	Smit	Joost	NED	0	0	0	0	0	10	6	16
47	Gagnon	Sylvain	CAN	0	0	0	0	0	15	0	15
48	Nachbar	Arian	GER	14	0	0	0	0	0	0	14
49	Rowe	Matthew	GRB	0	0	0	0	0	4	9	13
49	Velzeboer	Marc	NED	0	0	0	0	0	7	6	13
49	Gough	Stephen	CAN	0	0	0	0	0	0	13	13
52	Mitchell	Robert	GRB	0	0	0	0	0	12	0	12
53	Uematsu	Hitoshi	JPN	0	0	0	0	11	0	0	11
53	Hansen	Keiran	AUS	0	0	7	3	1	0	0	11
55	Dedeyne	Wim	BEL	10	0	0	0	0	0	0	10
55	KunBalint	Tibor	HUN	10	0	0	0	0	0	0	10
55	Mayorov	Sergei	RUS	10	0	0	0	0	0	0	10
58	Koorsman	Mike	USA	0	8	1	0	0	0	0	9
58	Yulang	An	CHN	0	0	0	9	0	0	0	9
60	Bradbury	Warren	AUS	0	0	0	0	7	0	0	7
60	Goerlitz	Richard	AUS	0	0	0	0	7	0	0	7
62	Back	Torsten	GER	0	0	0	0	0	6	0	6
63	Turcksin	Stijn	BEL	0	0	0	0	0	1	4	5
63	Hongbo	Zhang	CHN	0	0	5	0	0	0	0	5
65	Chevalier	David	FRA	0	0	0	0	0	4	0	4
66	Retschke	Tobias	GER	0	0	0	0	0	0	2	2
67	Drouet	Arnaud	FRA	0	0	0	0	0	1	0	1
67	Ishutov	Andrei	KZK	0	0	0	0	1	0	0	1
67	Ingres	Remy	FRA	0	0	0	0	0	1	0	1

World Ranking List 1996/1997 rev. 7.01

- A Worlds The Hague
- B US International Challenge Cup, October 1996, Lake Placid
- C Defi International Desjardins , October 1996, Montreal
- D China Challenge , Nov30-Dec2, 1996, Beijing, China
- E China Challenge , Dec7-Dec8 , 1996, Beijing, China
- F Bormio Short Track 97, Feb7-9 , Bormio , Italy
- G Friesland Cup , Feb14-15 , Leeuwarden , Netherlands

LADIES			A	B	C	D	E	F	G	TOTAL	
1	Chun	Lee-Kyung	ROK	50	24	25	25	25	0	0	100
2	Won	Hae-Kyung	ROK	48	0	13	24	24	0	0	96
3	Canclini	Marinella	ITA	46	21	14	12	18	25	0	92
4	Charest	Isabelle	CAN	46	23	19	20	8	0	0	89
5	Perreault	Annie	CAN	40	14	22	19	23	0	0	85
6	Kim	Yoon-Mi	ROK	34	23	24	17	20	0	0	81
7	Wang	Chunlu	CHN	38	20	20	21	18	0	0	79
7	Yang A	Yang	CHN	34	15	23	22	12	0	0	79
9	An	Sang-Mi	ROK	0	25	22	23	23	0	0	71
10	Sun	Dandan	CHN	42	0	13	12	3	0	0	67
10	Porter	Erin	USA	10	14	5	0	18	24	25	67
12	Wiegers	Ellen	NED	24	0	0	0	0	21	18	63
13	Lambert	Nathalie	CAN	30	9	13	9	18	0	0	61
14	Teshigawara	Ikue	JPN	20	19	19	16	13	0	0	58
15	Yang S	Yang	CHN	0	18	16	15	23	0	0	57
15	Gleason	Erin	USA	0	17	15	3	6	16	24	57
17	Choi	Min-Kyung	ROK	0	10	17	19	19	0	0	55
18	Palmer	Debbie	GRB	36	0	1	0	0	7	8	51
19	Radanova	Evgenia	BUL	16	3	7	0	0	23	0	46
20	Boudrias	Christine	CAN	0	12	13	14	18	0	0	45
20	Dussault	Catherine	CAN	0	0	0	0	0	23	22	45
22	Goskowicz	Julie	USA	0	6	4	9	6	13	20	42
23	Kunze	Yvonne	GER	6	0	0	0	0	18	15	39
24	Colturi	Katia	ITA	16	0	0	0	0	21	0	37
25	Simson	Josie	CAN	0	0	0	0	0	16	20	36
26	Tsubaki	Ayako	JPN	0	11	13	10	0	0	0	34
27	Baldiserra	Barbara	ITA	0	9	7	0	0	17	0	33
28	Peterson	Amy	USA	28	0	1	0	3	0	0	32
29	Sverchkova	Natalya	UKR	22	0	0	5	3	0	2	30
29	Urbani	Mara	ITA	0	7	4	0	0	19	0	30
31	Szabolsci	Szilvia	HUN	16	0	0	0	0	0	12	28
31	Eckner	Anne	GER	0	0	0	0	0	16	12	28
33	Pylaeva	Marina	RUS	26	0	0	0	0	0	0	26
33	Ozawa	Sachi	JPN	18	0	1	7	0	0	0	26
35	Hallisey	Caroline	USA	0	0	0	0	0	12	13	25
35	Ziegelmeier	Nikki	USA	0	0	0	0	0	1	24	25
37	Vicent	Tania	CAN	0	3	13	3	8	0	0	24
37	Sevigny	Chantal	CAN	0	0	0	0	0	8	16	24
39	Tanaka	Chikage	JPN	0	5	4	7	11	0	0	23
39	Cai	Wei	CHN	0	0	0	13	10	0	0	23
39	Bush	Susanne	GER	0	0	0	0	0	5	18	23

42	Weber	Katrin	GER	0	0	0	0	0	0	22	22
43	di Lella	Penelope	NED	0	3	0	0	0	11	7	21
43	Landman	Anke Jannie	NED	0	0	0	0	0	11	10	21
43	de Lange	Melanie	NED	0	0	0	0	0	7	14	21
46	Jing	Xu	CHN	0	17	0	0	0	0	0	17
47	Cavar	Valerie	CAN	0	0	0	0	0	5	10	15
48	Yamada	Nobuko	JPN	0	0	0	5	9	0	0	14
49	Vouteva	Kristina	BUL	0	0	0	0	0	11	0	11
50	Povey	Erika	AUS	10	0	0	0	0	0	0	10
51	Bos	Esmeralda	NED	0	0	0	0	0	0	7	7
52	Lukanova	Anna	BUL	6	0	0	0	0	0	0	6
52	Daudet	Sandrine	FRA	6	0	0	0	0	0	0	6
52	Karelina	Olga	ISR	0	0	1	0	0	0	5	6
52	Solomatina	Olga	UKR	0	0	0	0	6	0	0	6
56	Vlaeva	Daniela	BUL	0	0	0	0	0	5	0	5
56	Bekkering	Danielle	NED	0	0	0	0	0	5	0	5
56	Pupke	Andrea	GER	0	0	0	0	0	0	5	5
59	Zini	Mara	ITA	0	4	0	0	0	0	0	4
60	Cashman	Karen	USA	0	0	0	3	0	0	0	3
60	Csizmadia	Agnes	HUN	0	0	0	0	0	0	3	3
62	Csizmadia	Ildiko	HUN	0	0	0	0	0	0	2	2
62	Perevalo	Iryna	UKR	0	0	0	0	0	0	2	2
64	Krasteva	Anna	BUL	0	0	0	0	0	1	0	1
64	Rodigari	Evelina	ITA	0	0	0	0	0	1	0	1